



**TEXAS GAS SERVICE COMPANY, A DIVISION OF ONE GAS, INC.
TEST YEAR 2024 GAS RELIABILITY INFRASTRUCTURE PROGRAM
INTERIM RATE ADJUSTMENT - CENTRAL-GULF SERVICE AREA**

TABLE OF CONTENTS

Cover Letter
Exhibit 1 Cover Letter
Interim Rate Adjustment Application A
Annual Earnings Monitoring Report B
Electronic Documents C



Judy J. Hitchye
1301 S. Mopac, Suite 400
Austin, TX 78746
Office: 512-370-8229
Judy.Hitchye@onegas.com

February 11, 2025

Honorable Mayors and Members of the City Councils of the following Texas cities:

Austin, Bayou Vista, Beaumont, Bee Cave, Buda, Cedar Park, Cuero, Dripping Springs, Galveston, Georgetown, Gonzales, Groves, Hutto, Jamaica Beach, Kyle, Lakeway, Lockhart, Luling, Marble Falls, Mustang Ridge, Nederland, Nixon, Pflugerville, Port Arthur, Port Neches, Rollingwood, Shiner, Sunset Valley, West Lake Hills, and Yoakum, Texas.

Re: Texas Gas Service Company, a Division of ONE Gas, Inc.'s Test Year 2024 Gas Reliability Infrastructure Program Interim Rate Adjustment for the Incorporated Areas of the Central-Gulf Service Area

Dear Mayors and Members of the City Councils:

Texas Gas Service Company (“TGS” or the “Company”), a Division of ONE Gas, Inc., hereby files the attached tariffs to implement an Interim Rate Adjustment applicable to gas utility service provided to customers within the incorporated areas of the Central-Gulf Service Area (“CGSA”) which includes the cities of: Austin, Bayou Vista, Beaumont, Bee Cave, Buda, Cedar Park, Cuero, Dripping Springs, Galveston, Georgetown, Gonzales, Groves, Hutto, Jamaica Beach, Kyle, Lakeway, Lockhart, Luling, Marble Falls, Mustang Ridge, Nederland, Nixon, Pflugerville, Port Arthur, Port Neches, Rollingwood, Shiner, Sunset Valley, West Lake Hills, and Yoakum, Texas (collectively, the “Cities”), which together with their environs and the environs of Bastrop, Texas comprise the Company’s CGSA.

This filing is made pursuant to Section 104.301 of the Texas Utilities Code (Interim Adjustment for Changes in Investment) and is the Company's first Interim Rate Adjustment filing with the Cities following its rate case filed in 2024. TGS proposes that the tariffs (Rate Schedules 10, 15, 20, 25, 30, 40, C-1, CNG-1 and T-1) become effective in sixty (60) days and be applied to meters read on and after April 12, 2025.



For reference, Section 104.301 establishes the state's Gas Reliability Infrastructure Program and is commonly referred to as the "GRIP" statute. The stated purposes of the GRIP statute are to encourage the timely investment in needed system improvements and to reduce the frequency of traditional rate cases by providing a streamlined process for utilities to recover the cost of those investments on an interim basis between rate cases. The GRIP statute complements the traditional ratemaking and regulatory process by allowing for an annual interim adjustment of rates to reflect changes in the value of capital invested each year. The Cities have an initial period of not more than sixty (60) days to review the proposed Interim Rate Adjustment, and may act to suspend the implementation of the Interim Rate Adjustment for an additional forty-five (45) days, as provided by Section 104.301(a) of the Texas Utilities Code.

GRIP adjustments are not intended to eliminate the need for a full and complete rate review in a rate case. All interim rate adjustments are subject to refund and a complete review in the same manner as other changes to the utility's invested capital that have occurred since the last rate case. The complete review of the underlying investments will occur in the Company's next rate case.

In this filing, the Company has determined the net increase in capital invested in the entire CGSA from January 1, 2024, through December 31, 2024 to be \$117,718,719. The Interim Rate Adjustment necessary to recover this incremental investment is \$15,412,580 on a system-wide basis, of which, \$13,909,766 is attributable to customers in the CGSA incorporated areas. The Interim Rate Adjustment will increase the average residential bill by \$3.36 per month excluding taxes.

In accordance with the Texas Utilities Code, the proposed Interim Rate Adjustment is allocated among the various customer classes in the same manner as the cost of service allocation that was approved in TGS's last CGSA rate case, Case No. 17471, as decided on November 19, 2024. The GRIP rates will be recovered through an increase in the monthly customer charge applicable to each customer class.

Exhibit 1, attached hereto, shows the impact the Interim Rate Adjustment will have on the average bill for each class of customers served in the CGSA. The Interim Rate Adjustment is detailed on Rate Schedules 10, 15, 20, 25, 30, 40, C-1, CNG-1, and T-1, filed herewith.



The Company will provide notice of the proposed Interim Rate Adjustment to all affected customers, by bill insert or direct mail, not later than the 45th day after the date of this filing, as required by Section 104.301(a) of the Texas Utilities Code.

The Company is available to discuss or answer any questions you may have about this filing. TGS appreciates your consideration of the proposed IRA filing.

Respectfully Submitted,

Judy Hitchye

Signer ID: AP7PK5LQ10...

Judy J. Hitchye
Managing Attorney
Texas Gas Service Company
Barton Skyway IV
1301 S. Mopac, Suite 400
Austin, Texas 78746
(512) 370-8229
Judy.Hitchye@onegas.com

Exhibit 1

Customer Class	Current Customer Charge	Proposed Customer Charge	Current Average Bill*	Proposed Average Bill*	Change in Average Bill*	% Change in Average Bill*
Gas Sales						
Residential - Small (Rate Sch. 10) Average Usage of @ 1.7 Mcf*	\$18.00	\$21.36	\$41.37	\$44.73	\$3.36	8.12%
Residential - Large (Rate Sch. 15) Average Usage of @ 4.3 Mcf*	\$30.00	\$33.36	\$71.51	\$74.87	\$3.36	4.70%
Commercial - Small (Rate Sch. 20) Average Usage of 6.2 Mcf*	\$60.00	\$72.88	\$108.20	\$121.07	\$12.88	11.90%
Commercial - Large (Rate Sch. 25) Average Usage of 96.6 Mcf*	\$75.00	\$87.88	\$123.20	\$136.07	\$12.88	10.45%
Industrial (Rate Sch. 30) Average Usage of 208.5 Mcf*	\$571.38	\$1,033.21	\$1,913.67	\$2,375.50	\$461.83	24.13%
Public Authority (Rate Sch. 40) Average Usage of 188.0 Mcf*	\$155.97	\$181.93	\$1,351.22	\$1,377.18	\$25.96	1.92%
Electrical Cogeneration (Rate Sch. C-1)	\$175.68	\$201.64	No Customers			
Compressed Natural Gas (Rate Sch. CNG-1) Average Usage of 0 Mcf*	\$594.55	\$746.15	\$594.55	\$746.15	\$151.60	25.50%
Standard Transportation (Rate Sch. T-1)						
Commercial Average Usage of 441.4 Mcf*	\$308.08	\$320.96	\$867.73	\$880.61	\$12.88	1.48%
Industrial Average Usage of 3,732.5 Mcf*	\$771.38	\$1,233.21	\$6,209.26	\$6,671.09	\$461.83	7.44%
Public Authority Average Usage of 253.8 Mcf*	\$178.97	\$204.93	\$528.40	\$554.36	\$25.96	4.91%
Electrical Generation Average Usage of 33,755.8Mcf*	\$175.68	\$201.64	\$15,821.71	\$15,847.67	\$25.96	0.16%
Compressed Natural Gas Average Usage of 2,364.7 Mcf*	\$619.55	\$771.15	\$2,468.04	\$2,619.64	\$151.60	6.14%

*Average bill usage per Case No. 17471. Average bills exclude revenue-related taxes and include cost of gas (except transportation). The 2024 cost of gas 12-month average is \$4.98 per Mcf.

**TEST YEAR 2024 CGSA
INCORPORATED GRIP
IRA SCHEDULES**



Interim Rate Adjustment Application

of

Texas Gas Service Company, a Division of ONE Gas, Inc. - Central-Gulf Service Area

to the

Railroad Commission of Texas

for the

12 Month Period Ending December 31, 2024

This is an original submission.

Date of Submission: 2/11/2025

Texas Gas Service Company, a Division of ONE Gas, Inc. - Central-Gulf Service Area
Interim Rate Adjustment Application
12 Month Period Ending December 31, 2024
Table of Contents

Tab Reference	Schedule Description
IRA-1	General Information
IRA-2	Notice
IRA-3	Rate Schedules
IRA-4	Bill Comparisons
IRA-5	Interim Rate Adjustment Summary
IRA-6	Direct Initial Plant
IRA-7	Direct Current Plant
IRA-8	Direct Incremental Plant
IRA-9a	Division Initial Plant
IRA-9b	Corporate Initial Plant
IRA-10	Division Current Plant
IRA-10b	Corporate Current Plant
IRA-11	Division Incremental Plant
IRA-11b	Corporate Incremental Plant
IRA-12	Direct Additions Project Report
IRA-13	Direct Retirements Project Report
IRA-14a	Division Additions Project Report
IRA-14b	Corporate Additions Project Report
IRA-15a	Allocated Retirements Project Report- Division
IRA-15b	Allocated Retirements Project Report- Corporate
IRA-16	Direct Additions Detail
IRA-17	Direct Retirements Detail
IRA-18a	Division Additions Detail
IRA-18b	Corporate Additions Detail
IRA-19a	Division Retirements Detail
IRA-19b	Corporate Retirements Detail
IRA-20a	Federal Income Taxes
IRA-21	Ad Valorem and Other Taxes
IRA-22	Footnotes Page
IRA-23	Signature Page

Texas Gas Service Company, a Division of ONE Gas, Inc. - Central-Gulf Service Area
Interim Rate Adjustment Application
12 Month Period Ending December 31, 2024
General Information

1 Provide the exact name of the utility.
Texas Gas Service Company, a Division of ONE Gas, Inc. - Central-Gulf Service Area

2 Provide the date when the utility was originally organized.
Texas Gas Service Company, a Division of ONEOK, Inc. was organized on 1/1/2003. ONE Gas became the successor in interest to the utility assets of ONEOK, Inc. effective January 31, 2014.

3 Describe any change in the utility name. Include the effective date of the change and state in which the change took effect.
Texas Gas Service Company is now a division of ONE Gas, Inc. effective January 31, 2014.

Provide the name, title, phone number, email address, and office address for the Company representative to whom correspondence should be addressed concerning this report.

4
Name: Marie Michels
Title: Rates and Regulatory Manager
Address: 1301 S. MoPac Expressway
Ste. 400
Austin, TX 78746
Phone: 512-370-8264
Email: Marie.Michels@onegas.com

Provide the name, title, phone number, email address, and office address of any other individual designated by the utility to answer questions regarding this report (optional).

5
Name: Judy J. Hitchye
Title: Managing Attorney
Address: 1301 S. MoPac Expressway
Ste. 400
Austin, TX 78746
Phone: 512-370-8229
Email: Judy.Hitchye@onegas.com

6 Provide the address for the office where the Company's records are kept.
Texas Gas Service Company Division Office
1301 S. MoPac Expressway
Ste. 400
Austin, TX 78746

7 This rate adjustment will impact the:
 Initial Block Rate
 Monthly Customer Charge

8 How many months are included in the filing period?
12

9 In what year does the test period end?
2024

10 What is the test period ending date for the prior filing? MM/DD/YYYY (Either a rate case or IRA)
Month (MM) 12
Day (DD) 31
Year (YYYY) 2023

11 What is the submission date for this filing?
February 11, 2025

12 Is this an original or a revised submission? (Enter either 'an original' or 'a revised' below.)
an original

13 In what Case were current rates set? Provide the Case number only.
17471

14 Enter the docket number for the most recent rate case in which rates were set in this service area.
17471

15 What is the cost of gas per MCF used in calculating average bills for IRA-4?
\$4.98

16 What Federal Income Tax rate was approved in the most recent rate case for this service area?
21.0%

17 What is the ad valorem tax rate based on the most recent rate case?
0.008117
TGS is showing the ad valorem tax rate based on this rate filing and has used this rate to calculate the current ad valorem tax.

18 Complete the following weighted average cost of capital table using factors set in the most recent rate case for this service area:

	Capital Structure	Cost	Weighted Cost
Common Equity	59.58%	9.70%	5.78%
Debt	40.42%	4.39%	1.77%
Total	100.00%	14.09%	7.5537%

If this is a revised application, identify each schedule number, line number, and column designation where revised input data appears.
19
N/A

Texas Gas Service Company, a Division of ONE Gas, Inc. - Central-Gulf Service Area
Interim Rate Adjustment Application
12 Month Period Ending December 31, 2024
Notice

1. Attach the Company's proposed Notice. - **Please see the Company's proposed Notice attached.**
2. Please also provide an electronic copy of the proposed Notice in Microsoft Word with the filing. - **attached with filing.**
3. Attach an affidavit that Notice has been or will be provided by direct mail or bill insert and include the date notice was or will be provided. - **See attached affidavit.**

**CUSTOMER NOTICE OF INTERIM RATE ADJUSTMENT
CGSA INCORPORATED AND ENVIRONS IRA FILED FEBRUARY 11, 2025**

Pursuant to Texas Utilities Code Section 104.301, Texas Gas Service Company, a Division of ONE Gas, Inc., (the “Company”), filed an application for an Interim Rate Adjustment with the Railroad Commission of Texas and municipal regulatory authorities on February 11, 2025. This proposed Interim Rate Adjustment applies to the Central-Gulf Service Area (“CGSA”) incorporated and environs areas of Austin, Bayou Vista, Beaumont, Bee Cave, Buda, Cedar Park, Cuero, Dripping Springs, Galveston, Georgetown, Gonzales, Groves, Hutto, Jamaica Beach, Kyle, Lakeway, Lockhart, Luling, Marble Falls, Mustang Ridge, Nederland, Nixon, Pflugerville, Port Arthur, Port Neches, Rollingwood, Shiner, Sunset Valley, West Lake Hills, and Yoakum, Texas and the environs of Bastrop, Texas, and provides for the recovery of additional capital investment incurred from January 1, 2024 through December 31, 2024. The request is for capital investment not included in any previous rate case or rates for service and is subject to refund.

The Company proposes to increase the customer charge used to calculate the customer’s monthly bill by the amount listed below. The proposed Interim Rate Adjustment effective date is April 12, 2025.

TABLE 1

Rate Schedule	Current Customer Charge	Proposed 2024 Interim Rate Adjustment	Proposed Monthly Customer Charge
Residential - Small	\$18.00	\$3.36	\$21.36
Residential - Large	\$30.00	\$3.36	\$33.36
Commercial - Small	\$60.00	\$12.88	\$72.88
Commercial - Large	\$75.00	\$12.88	\$87.88
Industrial	\$571.38	\$461.83	\$1,033.21
Public Authority	\$155.97	\$25.96	\$181.93
Electrical Generation	\$175.68	\$25.96	\$201.64
Compressed Natural Gas	\$594.55	\$151.60	\$746.15
Transportation - Commercial	\$308.08	\$12.88	\$320.96
Transportation - Industrial	\$771.38	\$461.83	\$1,233.21
Transportation - Public Authority	\$178.97	\$25.96	\$204.93
Transportation - Compressed Natural Gas	\$619.55	\$151.60	\$771.15
Transportation - Electrical Generation	\$175.68	\$25.96	\$201.64

*Average bill usage per Case No. 17471 filing. Average bills exclude revenue-related taxes and include cost of gas (except transportation). The 2024 cost of gas 12-month average is \$4.98 per Mcf.

Persons with questions or who want more information about this filing may contact Texas Gas Service at 1-800-700-2443. A copy of the filing will be available for inspection during normal business hours at Texas Gas Service's offices at 1301 South MoPac, Ste. 400, Austin, Texas 78746; 402 33rd St., Galveston, Texas 77550; 4201 39th Street, Port Arthur, Texas 77642; and 225 Commerce Ct., Gonzales, Texas 78629 or on Texas Gas Service's website at <https://www.texasgasservice.com/rate-information/central-gulf>.

Any affected person within the environs may file written comments or a protest concerning this proposed Interim Rate Adjustment with Gas Services, Market Oversight Section, Railroad Commission of Texas, PO Box 12967, Austin, Texas 78711-2967. Please reference Case No. 00020233 in your written comment or protest. Any affected person within an incorporated area may contact his or her city council.

Las personas que tengan preguntas o que deseen más información sobre esta presentación pueden comunicarse con Texas Gas Service al 1-800-700-2443. Una copia de la presentación estará disponible para inspección durante las horas normales de oficina en la oficina de Texas Gas Service en 1301 South MoPac, Ste. 400, Austin, Texas 78746; 402 33rd St., Galveston, Texas 77550; 4201 39th Street, Port Arthur, Texas 77642; y 225 Commerce Ct., Gonzales, Texas 78629 o en el sitio web de Texas Gas Service en <https://www.texasgasservice.com/rate-information/central-gulf>.


Cualquier persona afectada dentro de los alrededores puede presentar comentarios por escrito o una protesta relacionada con esta propuesta de Ajuste de tarifa provisional con servicio de gas, Sección de Supervisión del Mercado, Comisión de Ferrocarriles de Texas, PO Box 12967, Austin, Texas 78711-2967. Ingrese el número del caso. 00020233 en su comentario o protesta por escrito. Cualquier persona afectada dentro de un área incorporada puede ponerse en contacto con su concejo municipal.

AFFIDAVIT

STATE OF TEXAS §
§
COUNTY OF TRAVIS §


BEFORE ME, the undersigned authority, on this day personally appeared Marie Michels, who being by me duly sworn, deposed as follows:

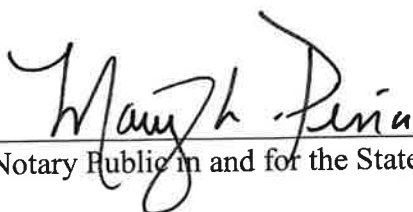
1. My name is Marie Michels. I am over twenty-one (21) years of age, of sound mind, capable of making this affidavit, and have personal knowledge of the facts herein stated, and I hereby swear and affirm that those facts are true and correct.
2. I am employed as a Manager of Rates and Regulatory for Texas Gas Service Company, a Division of ONE Gas, Inc. ("TGS" or the "Company").
3. TGS is a provider of natural gas utility service to customers located within TGS's Central-Gulf Service Area ("CGSA"), which includes the incorporated areas of Austin, Bayou Vista, Beaumont, Bee Cave, Buda, Cedar Park, Cuero, Dripping Springs, Galveston, Georgetown, Gonzales, Groves, Hutto, Jamaica Beach, Kyle, Lakeway, Lockhart, Luling, Marble Falls, Mustang Ridge, Nederland, Nixon, Pflugerville, Port Arthur, Port Neches, Rollingwood, Shiner, Sunset Valley, West Lake Hills, and Yoakum, Texas.
4. The notice attached hereto is true and correct. A copy of same will be provided by means of direct mail and/or bill insert to each TGS customer in the incorporated CGSA not later than 45 days after the filing hereof, in accordance with the requirements of Section 104.301(a) of the Texas Utilities Code.



Marie Michels

SUBSCRIBED AND SWORN to before me on the 4th day of February 2025.





Notary Public in and for the State of Texas

Texas Gas Service Company, a Division of ONE Gas, Inc. - Central-Gulf Service Area
Interim Rate Adjustment Application
12 Month Period Ending December 31, 2024
Rate Schedules

1. Attach the Company's proposed rate schedules. - **Please see the Company's proposed rate schedules attached.**
2. Please also provide clean and redlined electronic copies of the proposed rate schedules in Microsoft Word with the filing. - **attached with filing.**

Proposed Implementation Date: 4/12/2025

Filing Date	2/11/2025
Days	60
Implement	
Date	4/12/2025

SMALL RESIDENTIAL SERVICE RATE

APPLICABILITY

Applicable to a small residential customer or builder in a single dwelling, or in a dwelling unit of a multiple dwelling or residential apartment, for domestic purposes. A residential customer includes an individually-metered residential unit or dwelling that is operated by a public housing agency acting as an administrator of public housing programs under the direction of the U.S. Department of Housing and Urban Development and builders prior to sale or re-sale of a property for domestic purposes.

TERRITORY

The incorporated areas of the Central-Gulf Service Area which includes Austin, Bayou Vista, Beaumont, Bee Cave, Buda, Cedar Park, Cuero, Dripping Springs, Galveston, Georgetown, Gonzales, Groves, Hutto, Jamaica Beach, Kyle, Lakeway, Lockhart, Luling, Marble Falls, Mustang Ridge, Nederland, Nixon, Pflugerville, Port Arthur, Port Neches, Rollingwood, Shiner, Sunset Valley, West Lake Hills and Yoakum, Texas.

COST OF SERVICE RATE

During each monthly billing period:

A customer charge per meter per month of Interim Rate Adjustments (IRA)	\$18.00 plus <u>\$3.36 per month (Footnote 1)</u>
Total Customer Charge	\$21.36 per month

All Ccf per monthly billing period @ \$0.87646 per Ccf

The Company will initially assign each Customer to the rate schedule that is the most economical based on the annual normalized volume at the Customer's service location for the prior twelve (12)-month period. An anticipated annual normalized usage level assessment will be conducted on each new service and for existing service that has less than twelve (12) months of service. The results of this assessment will decide the initial rate assignment:

Annual Normalized Volume Less than 352 Ccf	Small Residential, Rate Schedule 10
Annual Normalized Volume 352 Ccf or Greater	Large Residential, Rate Schedule 15

The Company will allow customers to elect service on a different rate schedule, provided that the customer must remain on the alternative rate schedule for a period of no less than twelve (12) months. Rate Schedule changes will be effective with the Customer's next scheduled bill.

OTHER ADJUSTMENTS

Cost of Gas Component: The basic rates for cost of service set forth above shall be increased by the amount of the Cost of Gas Component for the billing month computed in accordance with the provisions of Rate Schedule 1-INC.

SMALL RESIDENTIAL SERVICE RATE
(Continued)

Conservation Adjustment: The billing shall reflect adjustments in accordance with the provisions of the Conservation Adjustment Clause, Rate Schedule CAC and Rate Schedule 1C, if applicable.

Pipeline Integrity Testing Rider: The billing shall reflect adjustments in accordance with provisions of the Pipeline Integrity Testing Rider, Rate Schedule PIT and PIT-Rider, if applicable.

Pipeline Safety and Regulatory Program Fees: The billing shall reflect adjustments in accordance with provisions of the Pipeline Safety and Regulatory Program Fees Rider, Rate Schedule PSF.

Rate Case Expense Rider: The billing shall reflect adjustments in accordance with provisions of the Rate Case Expense Surcharge Rider, Rate Schedule RCE.

Taxes: Plus applicable taxes and fees (including franchise fees) related to above.

Weather Normalization Adjustment: The billing shall reflect adjustments in accordance with the provisions of the Weather Normalization Adjustment Clause, Rate Schedule WNA.

CONDITIONS

Subject to all applicable laws and orders, and the Company's rules and regulations on file with the regulatory authority.

Footnote 1: 2024 IRA - \$3.36 (Gas Utilities Case No. 00020233)

SMALL RESIDENTIAL SERVICE RATE

APPLICABILITY

Applicable to a small residential customer or builder in a single dwelling, or in a dwelling unit of a multiple dwelling or residential apartment, for domestic purposes. A residential customer includes an individually-metered residential unit or dwelling that is operated by a public housing agency acting as an administrator of public housing programs under the direction of the U.S. Department of Housing and Urban Development and builders prior to sale or re-sale of a property for domestic purposes.

TERRITORY

The incorporated areas of the Central-Gulf Service Area which includes Austin, Bayou Vista, Beaumont, Bee Cave, Buda, Cedar Park, Cuero, Dripping Springs, Galveston, Georgetown, Gonzales, Groves, Hutto, Jamaica Beach, Kyle, Lakeway, Lockhart, Luling, Marble Falls, Mustang Ridge, Nederland, Nixon, Pflugerville, Port Arthur, Port Neches, Rollingwood, Shiner, Sunset Valley, West Lake Hills and Yoakum, Texas.

COST OF SERVICE RATE

During each monthly billing period:

A customer charge per meter per month of	\$18.00 plus
<u>Interim Rate Adjustments (IRA)</u>	<u>\$3.36 per month (Footnote 1)</u>
<u>Total Customer Charge</u>	<u>\$21.36 per month</u>

All Ccf per monthly billing period @ \$0.87646 per Ccf

The Company will initially assign each Customer to the rate schedule that is the most economical based on the annual normalized volume at the Customer’s service location for the prior twelve (12)-month period. An anticipated annual normalized usage level assessment will be conducted on each new service and for existing service that has less than twelve (12) months of service. The results of this assessment will decide the initial rate assignment:

Annual Normalized Volume Less than 352 Ccf	Small Residential, Rate Schedule 10
Annual Normalized Volume 352 Ccf or Greater	Large Residential, Rate Schedule 15

The Company will allow customers to elect service on a different rate schedule, provided that the customer must remain on the alternative rate schedule for a period of no less than twelve (12) months. Rate Schedule changes will be effective with the Customer’s next scheduled bill.

OTHER ADJUSTMENTS

Cost of Gas Component: The basic rates for cost of service set forth above shall be increased by the amount of the Cost of Gas Component for the billing month computed in accordance with the provisions of Rate Schedule 1-INC.

Supersedes Rate Schedule Dated

January 15, 2024

TBD

Meters Read On and After

November 27, 2024

SMALL RESIDENTIAL SERVICE RATE
(Continued)

Conservation Adjustment: The billing shall reflect adjustments in accordance with the provisions of the Conservation Adjustment Clause, Rate Schedule CAC and Rate Schedule 1C, if applicable.

Pipeline Integrity Testing Rider: The billing shall reflect adjustments in accordance with provisions of the Pipeline Integrity Testing Rider, Rate Schedule PIT and PIT-Rider, if applicable.

Pipeline Safety and Regulatory Program Fees: The billing shall reflect adjustments in accordance with provisions of the Pipeline Safety and Regulatory Program Fees Rider, Rate Schedule PSF.

Rate Case Expense Rider: The billing shall reflect adjustments in accordance with provisions of the Rate Case Expense Surcharge Rider, Rate Schedule RCE.

Taxes: Plus applicable taxes and fees (including franchise fees) related to above.

Weather Normalization Adjustment: The billing shall reflect adjustments in accordance with the provisions of the Weather Normalization Adjustment Clause, Rate Schedule WNA.

CONDITIONS

Subject to all applicable laws and orders, and the Company's rules and regulations on file with the regulatory authority.

Footnote 1: 2024 IRA - \$3.36 (Gas Utilities Case No. 00020233)

Supersedes Rate Schedule Dated

January 15, 2024

Meters Read On and After

November 27, 2024

TBD

LARGE RESIDENTIAL SERVICE RATE

APPLICABILITY

Applicable to a large residential customer or builder in a single dwelling, or in a dwelling unit of a multiple dwelling or residential apartment, for domestic purposes. A residential customer includes an individually-metered residential unit or dwelling that is operated by a public housing agency acting as an administrator of public housing programs under the direction of the U.S. Department of Housing and Urban Development and builders prior to sale or re-sale of a property for domestic purposes.

TERRITORY

The incorporated areas of the Central-Gulf Service Area which includes Austin, Bayou Vista, Beaumont, Bee Cave, Buda, Cedar Park, Cuero, Dripping Springs, Galveston, Georgetown, Gonzales, Groves, Hutto, Jamaica Beach, Kyle, Lakeway, Lockhart, Luling, Marble Falls, Mustang Ridge, Nederland, Nixon, Pflugerville, Port Arthur, Port Neches, Rollingwood, Shiner, Sunset Valley, West Lake Hills and Yoakum, Texas.

COST OF SERVICE RATE

During each monthly billing period:

A customer charge per meter per month of Interim Rate Adjustments (IRA)	\$30.00 plus <u>\$3.36 per month (Footnote 1)</u>
Total Customer Charge	\$33.36 per month

All Ccf per monthly billing period @ \$0.46737 per Ccf

The Company will initially assign each Customer to the rate schedule that is the most economical based on the annual normalized volume at the Customer's service location for the prior twelve (12)-month period. An anticipated annual normalized usage level assessment will be conducted on each new service and for existing service that has less than twelve (12) months of service. The results of this assessment will decide the initial rate assignment:

Annual Normalized Volume Less than 352 Ccf	Small Residential, Rate Schedule 10
Annual Normalized Volume 352 Ccf or Greater	Large Residential, Rate Schedule 15

The Company will allow customers to elect service on a different rate schedule, provided that the customer must remain on the alternative rate schedule for a period of no less than twelve (12) months. Rate Schedule changes will be effective with the Customer's next scheduled bill.

OTHER ADJUSTMENTS

Cost of Gas Component: The basic rates for cost of service set forth above shall be increased by the amount of the Cost of Gas Component for the billing month computed in accordance with the provisions of Rate Schedule 1-INC.

LARGE RESIDENTIAL SERVICE RATE
(Continued)

Conservation Adjustment: The billing shall reflect adjustments in accordance with the provisions of the Conservation Adjustment Clause, Rate Schedule CAC and Rate Schedule 1C, if applicable.

Pipeline Integrity Testing Rider: The billing shall reflect adjustments in accordance with provisions of the Pipeline Integrity Testing Rider, Rate Schedule PIT and PIT-Rider, if applicable.

Pipeline Safety and Regulatory Program Fees: The billing shall reflect adjustments in accordance with provisions of the Pipeline Safety and Regulatory Program Fees Rider, Rate Schedule PSF.

Rate Case Expense Rider: The billing shall reflect adjustments in accordance with provisions of the Rate Case Expense Surcharge Rider, Rate Schedule RCE.

Taxes: Plus applicable taxes and fees (including franchise fees) related to above.

Weather Normalization Adjustment: The billing shall reflect adjustments in accordance with the provisions of the Weather Normalization Adjustment Clause, Rate Schedule WNA.

CONDITIONS

Subject to all applicable laws and orders, and the Company's rules and regulations on file with the regulatory authority.

Footnote 1: 2024 IRA - \$3.36 (Gas Utilities Case No. 00020233)

LARGE RESIDENTIAL SERVICE RATE

APPLICABILITY

Applicable to a large residential customer or builder in a single dwelling, or in a dwelling unit of a multiple dwelling or residential apartment, for domestic purposes. A residential customer includes an individually-metered residential unit or dwelling that is operated by a public housing agency acting as an administrator of public housing programs under the direction of the U.S. Department of Housing and Urban Development and builders prior to sale or re-sale of a property for domestic purposes.

TERRITORY

The incorporated areas of the Central-Gulf Service Area which includes Austin, Bayou Vista, Beaumont, Bee Cave, Buda, Cedar Park, Cuero, Dripping Springs, Galveston, Georgetown, Gonzales, Groves, Hutto, Jamaica Beach, Kyle, Lakeway, Lockhart, Luling, Marble Falls, Mustang Ridge, Nederland, Nixon, Pflugerville, Port Arthur, Port Neches, Rollingwood, Shiner, Sunset Valley, West Lake Hills and Yoakum, Texas.

COST OF SERVICE RATE

During each monthly billing period:

A customer charge per meter per month of	\$30.00 plus
<u>Interim Rate Adjustments (IRA)</u>	<u>\$3.36 per month (Footnote 1)</u>
<u>Total Customer Charge</u>	<u>\$33.36 per month</u>

All Ccf per monthly billing period @ \$0.46737 per Ccf

The Company will initially assign each Customer to the rate schedule that is the most economical based on the annual normalized volume at the Customer's service location for the prior twelve (12)-month period. An anticipated annual normalized usage level assessment will be conducted on each new service and for existing service that has less than twelve (12) months of service. The results of this assessment will decide the initial rate assignment:

Annual Normalized Volume Less than 352 Ccf	Small Residential, Rate Schedule 10
Annual Normalized Volume 352 Ccf or Greater	Large Residential, Rate Schedule 15

The Company will allow customers to elect service on a different rate schedule, provided that the customer must remain on the alternative rate schedule for a period of no less than twelve (12) months. Rate Schedule changes will be effective with the Customer's next scheduled bill.

OTHER ADJUSTMENTS

Cost of Gas Component: The basic rates for cost of service set forth above shall be increased by the amount of the Cost of Gas Component for the billing month computed in accordance with the provisions of Rate Schedule 1-INC.

Supersedes Rate Schedule Dated

January 15, 2024

Meters Read On and After

November 27, 2024

TBD

**LARGE RESIDENTIAL SERVICE RATE
(Continued)**

Conservation Adjustment: The billing shall reflect adjustments in accordance with the provisions of the Conservation Adjustment Clause, Rate Schedule CAC and Rate Schedule 1C, if applicable.

Pipeline Integrity Testing Rider: The billing shall reflect adjustments in accordance with provisions of the Pipeline Integrity Testing Rider, Rate Schedule PIT and PIT-Rider, if applicable.

Pipeline Safety and Regulatory Program Fees: The billing shall reflect adjustments in accordance with provisions of the Pipeline Safety and Regulatory Program Fees Rider, Rate Schedule PSF.

Rate Case Expense Rider: The billing shall reflect adjustments in accordance with provisions of the Rate Case Expense Surcharge Rider, Rate Schedule RCE.

Taxes: Plus applicable taxes and fees (including franchise fees) related to above.

Weather Normalization Adjustment: The billing shall reflect adjustments in accordance with the provisions of the Weather Normalization Adjustment Clause, Rate Schedule WNA.

CONDITIONS

Subject to all applicable laws and orders, and the Company's rules and regulations on file with the regulatory authority.

Footnote 1: 2024 IRA - \$3.36 (Gas Utilities Case No. 00020233)

Supersedes Rate Schedule Dated

January 15, 2024

Meters Read On and After

November 27, 2024

TBD

SMALL COMMERCIAL SERVICE RATE

APPLICABILITY

Applicable to all small commercial customers and to customers not otherwise specifically provided for under any other rate schedule.

TERRITORY

The incorporated areas of the Central-Gulf Service Area which includes Austin, Bayou Vista, Beaumont, Bee Cave, Buda, Cedar Park, Cuero, Dripping Springs, Galveston, Georgetown, Gonzales, Groves, Hutto, Jamaica Beach, Kyle, Lakeway, Lockhart, Luling, Marble Falls, Mustang Ridge, Nederland, Nixon, Pflugerville, Port Arthur, Port Neches, Rollingwood, Shiner, Sunset Valley, West Lake Hills and Yoakum, Texas.

COST OF SERVICE RATE

During each monthly billing period:

A customer charge per meter per month of	\$60.00 plus
Interim Rate Adjustments (IRA)	<u>\$12.88 per month (Footnote 1)</u>
Total Customer Charge	\$72.88 per month

All Ccf per monthly billing period @ \$0.27930 per Ccf

The Company will initially assign each Customer to the rate schedule that is the most economical based on the annual normalized volume at the Customer's service location for the prior twelve (12)-month period. An anticipated annual normalized usage level assessment will be conducted on each new service and for existing service that has less than twelve (12) months of service. The results of this assessment will decide the initial rate assignment:

Annual Normalized Volume Less than 3,640 Ccf	Small Commercial, Rate Schedule 20
Annual Normalized Volume 3,640 Ccf or Greater	Large Commercial, Rate Schedule 25

The Company will allow customers to elect service on a different rate schedule, provided that the customer must remain on the alternative rate schedule for a period of no less than twelve (12) months. Rate Schedule changes will be effective with the Customer's next scheduled bill.

OTHER ADJUSTMENTS

Cost of Gas Component: The basic rates for cost of service set forth above shall be increased by the amount of the Cost of Gas Component for the billing month computed in accordance with the provisions of Rate Schedule 1-INC.

Conservation Adjustment: The billing shall reflect adjustments in accordance with the provisions of the Conservation Adjustment Clause, Rate Schedule CAC and Rate Schedule 1C, if applicable.

SMALL COMMERCIAL SERVICE RATE
(Continued)

Pipeline Integrity Testing Rider: The billing shall reflect adjustments in accordance with provisions of the Pipeline Integrity Testing Rider, Rate Schedule PIT and PIT-Rider, if applicable.

Pipeline Safety and Regulatory Program Fees: The billing shall reflect adjustments in accordance with provisions of the Pipeline Safety and Regulatory Program Fees Rider, Rate Schedule PSF.

Rate Case Expense Rider: The billing shall reflect adjustments in accordance with provisions of the Rate Case Expense Surcharge Rider, Rate Schedule RCE.

Taxes: Plus applicable taxes and fees (including franchise fees) related to above.

Weather Normalization Adjustment: The billing shall reflect adjustments in accordance with the provisions of the Weather Normalization Adjustment Clause, Rate Schedule WNA.

CONDITIONS

Subject to all applicable laws and orders, and the Company's rules and regulations on file with the regulatory authority.

Footnote 1: 2024 IRA - \$12.88 (Gas Utilities Case No. 00020233)

SMALL COMMERCIAL SERVICE RATE

APPLICABILITY

Applicable to all small commercial customers and to customers not otherwise specifically provided for under any other rate schedule.

TERRITORY

The incorporated areas of the Central-Gulf Service Area which includes Austin, Bayou Vista, Beaumont, Bee Cave, Buda, Cedar Park, Cuero, Dripping Springs, Galveston, Georgetown, Gonzales, Groves, Hutto, Jamaica Beach, Kyle, Lakeway, Lockhart, Luling, Marble Falls, Mustang Ridge, Nederland, Nixon, Pflugerville, Port Arthur, Port Neches, Rollingwood, Shiner, Sunset Valley, West Lake Hills and Yoakum, Texas.

COST OF SERVICE RATE

During each monthly billing period:

A customer charge per meter per month of	\$60.00 plus
<u>Interim Rate Adjustments (IRA)</u>	<u>\$12.88 per month (Footnote 1)</u>
<u>Total Customer Charge</u>	<u>\$72.88 per month</u>

All Ccf per monthly billing period @ \$0.27930 per Ccf

The Company will initially assign each Customer to the rate schedule that is the most economical based on the annual normalized volume at the Customer’s service location for the prior twelve (12)-month period. An anticipated annual normalized usage level assessment will be conducted on each new service and for existing service that has less than twelve (12) months of service. The results of this assessment will decide the initial rate assignment:

Annual Normalized Volume Less than 3,640 Ccf	Small Commercial, Rate Schedule 20
Annual Normalized Volume 3,640 Ccf or Greater	Large Commercial, Rate Schedule 25

The Company will allow customers to elect service on a different rate schedule, provided that the customer must remain on the alternative rate schedule for a period of no less than twelve (12) months. Rate Schedule changes will be effective with the Customer’s next scheduled bill.

OTHER ADJUSTMENTS

Cost of Gas Component: The basic rates for cost of service set forth above shall be increased by the amount of the Cost of Gas Component for the billing month computed in accordance with the provisions of Rate Schedule 1-INC.

Conservation Adjustment: The billing shall reflect adjustments in accordance with the provisions of the Conservation Adjustment Clause, Rate Schedule CAC and Rate Schedule 1C, if applicable.

Supersedes Rate Schedule Dated

January 15, 2024

TBD

Meters Read On and After

November 27, 2024

**SMALL COMMERCIAL SERVICE RATE
(Continued)**

Pipeline Integrity Testing Rider: The billing shall reflect adjustments in accordance with provisions of the Pipeline Integrity Testing Rider, Rate Schedule PIT and PIT-Rider, if applicable.

Pipeline Safety and Regulatory Program Fees: The billing shall reflect adjustments in accordance with provisions of the Pipeline Safety and Regulatory Program Fees Rider, Rate Schedule PSF.

Rate Case Expense Rider: The billing shall reflect adjustments in accordance with provisions of the Rate Case Expense Surcharge Rider, Rate Schedule RCE.

Taxes: Plus applicable taxes and fees (including franchise fees) related to above.

Weather Normalization Adjustment: The billing shall reflect adjustments in accordance with the provisions of the Weather Normalization Adjustment Clause, Rate Schedule WNA.

CONDITIONS

Subject to all applicable laws and orders, and the Company's rules and regulations on file with the regulatory authority.

[Footnote 1: 2024 IRA - \\$12.88 \(Gas Utilities Case No. 00020233\)](#)

Supersedes Rate Schedule Dated

January 15, 2024

Meters Read On and After

November 27, 2024

TBD

LARGE COMMERCIAL SERVICE RATE

APPLICABILITY

Applicable to all large commercial customers and to customers not otherwise specifically provided for under any other rate schedule.

TERRITORY

The incorporated areas of the Central-Gulf Service Area which includes Austin, Bayou Vista, Beaumont, Bee Cave, Buda, Cedar Park, Cuero, Dripping Springs, Galveston, Georgetown, Gonzales, Groves, Hutto, Jamaica Beach, Kyle, Lakeway, Lockhart, Luling, Marble Falls, Mustang Ridge, Nederland, Nixon, Pflugerville, Port Arthur, Port Neches, Rollingwood, Shiner, Sunset Valley, West Lake Hills and Yoakum, Texas.

COST OF SERVICE RATE

During each monthly billing period:

A customer charge per meter per month of	\$75.00 plus
Interim Rate Adjustments (IRA)	<u>\$12.88 per month (Footnote 1)</u>
Total Customer Charge	\$87.88 per month

All Ccf per monthly billing period @ \$0.22985 per Ccf

The Company will initially assign each Customer to the rate schedule that is the most economical based on the annual normalized volume at the Customer’s service location for the prior twelve (12)-month period. An anticipated annual normalized usage level assessment will be conducted on each new service and for existing service that has less than twelve (12) months of service. The results of this assessment will decide the initial rate assignment:

Annual Normalized Volume Less than 3,640 Ccf	Small Commercial, Rate Schedule 20
Annual Normalized Volume 3,640 Ccf or Greater	Large Commercial, Rate Schedule 25

The Company will allow customers to elect service on a different rate schedule, provided that the customer must remain on the alternative rate schedule for a period of no less than twelve (12) months. Rate Schedule changes will be effective with the Customer’s next scheduled bill.

OTHER ADJUSTMENTS

Cost of Gas Component: The basic rates for cost of service set forth above shall be increased by the amount of the Cost of Gas Component for the billing month computed in accordance with the provisions of Rate Schedule 1-INC.

Conservation Adjustment: The billing shall reflect adjustments in accordance with the provisions of the Conservation Adjustment Clause, Rate Schedule CAC and Rate Schedule 1C, if applicable.

LARGE COMMERCIAL SERVICE RATE
(Continued)

Pipeline Integrity Testing Rider: The billing shall reflect adjustments in accordance with provisions of the Pipeline Integrity Testing Rider, Rate Schedule PIT and PIT-Rider, if applicable.

Pipeline Safety and Regulatory Program Fees: The billing shall reflect adjustments in accordance with provisions of the Pipeline Safety and Regulatory Program Fees Rider, Rate Schedule PSF.

Rate Case Expense Rider: The billing shall reflect adjustments in accordance with provisions of the Rate Case Expense Surcharge Rider, Rate Schedule RCE.

Taxes: Plus applicable taxes and fees (including franchise fees) related to above.

Weather Normalization Adjustment: The billing shall reflect adjustments in accordance with the provisions of the Weather Normalization Adjustment Clause, Rate Schedule WNA.

CONDITIONS

Subject to all applicable laws and orders, and the Company's rules and regulations on file with the regulatory authority.

Footnote 1: 2024 IRA - \$12.88 (Gas Utilities Case No. 00020233)

LARGE COMMERCIAL SERVICE RATE

APPLICABILITY

Applicable to all large commercial customers and to customers not otherwise specifically provided for under any other rate schedule.

TERRITORY

The incorporated areas of the Central-Gulf Service Area which includes Austin, Bayou Vista, Beaumont, Bee Cave, Buda, Cedar Park, Cuero, Dripping Springs, Galveston, Georgetown, Gonzales, Groves, Hutto, Jamaica Beach, Kyle, Lakeway, Lockhart, Luling, Marble Falls, Mustang Ridge, Nederland, Nixon, Pflugerville, Port Arthur, Port Neches, Rollingwood, Shiner, Sunset Valley, West Lake Hills and Yoakum, Texas.

COST OF SERVICE RATE

During each monthly billing period:

A customer charge per meter per month of	\$75.00 plus
<u>Interim Rate Adjustments (IRA)</u>	<u>\$12.88 per month (Footnote 1)</u>
<u>Total Customer Charge</u>	<u>\$87.88 per month</u>

All Ccf per monthly billing period @ \$0.22985 per Ccf

The Company will initially assign each Customer to the rate schedule that is the most economical based on the annual normalized volume at the Customer's service location for the prior twelve (12)-month period. An anticipated annual normalized usage level assessment will be conducted on each new service and for existing service that has less than twelve (12) months of service. The results of this assessment will decide the initial rate assignment:

Annual Normalized Volume Less than 3,640 Ccf	Small Commercial, Rate Schedule 20
Annual Normalized Volume 3,640 Ccf or Greater	Large Commercial, Rate Schedule 25

The Company will allow customers to elect service on a different rate schedule, provided that the customer must remain on the alternative rate schedule for a period of no less than twelve (12) months. Rate Schedule changes will be effective with the Customer's next scheduled bill.

OTHER ADJUSTMENTS

Cost of Gas Component: The basic rates for cost of service set forth above shall be increased by the amount of the Cost of Gas Component for the billing month computed in accordance with the provisions of Rate Schedule 1-INC.

Conservation Adjustment: The billing shall reflect adjustments in accordance with the provisions of the Conservation Adjustment Clause, Rate Schedule CAC and Rate Schedule 1C, if applicable.

Supersedes Rate Schedule Dated

January 15, 2024

Meters Read On and After

November 27, 2024

TBD

**LARGE COMMERCIAL SERVICE RATE
(Continued)**

Pipeline Integrity Testing Rider: The billing shall reflect adjustments in accordance with provisions of the Pipeline Integrity Testing Rider, Rate Schedule PIT and PIT-Rider, if applicable.

Pipeline Safety and Regulatory Program Fees: The billing shall reflect adjustments in accordance with provisions of the Pipeline Safety and Regulatory Program Fees Rider, Rate Schedule PSF.

Rate Case Expense Rider: The billing shall reflect adjustments in accordance with provisions of the Rate Case Expense Surcharge Rider, Rate Schedule RCE.

Taxes: Plus applicable taxes and fees (including franchise fees) related to above.

Weather Normalization Adjustment: The billing shall reflect adjustments in accordance with the provisions of the Weather Normalization Adjustment Clause, Rate Schedule WNA.

CONDITIONS

Subject to all applicable laws and orders, and the Company's rules and regulations on file with the regulatory authority.

Footnote 1: 2024 IRA - \$12.88 (Gas Utilities Case No. 00020233)

Supersedes Rate Schedule Dated

January 15, 2024

Meters Read On and After

November 27, 2024

TBD

INDUSTRIAL SERVICE RATE

APPLICABILITY

Applicable to any qualifying industrial customer whose primary business activity at the location served is included in one of the following classifications of the Standard Industrial Classification Manual of the U.S. Government.

- Division B - Mining - all Major Groups
- Division D - Manufacturing - all Major Groups
- Divisions E and J - Utility and Government - facilities generating power for resale only

TERRITORY

The incorporated areas of the Central-Gulf Service Area which includes Austin, Bayou Vista, Beaumont, Bee Cave, Buda, Cedar Park, Cuero, Dripping Springs, Galveston, Georgetown, Gonzales, Groves, Hutto, Jamaica Beach, Kyle, Lakeway, Lockhart, Luling, Marble Falls, Mustang Ridge, Nederland, Nixon, Pflugerville, Port Arthur, Port Neches, Rollingwood, Shiner, Sunset Valley, West Lake Hills and Yoakum, Texas.

COST OF SERVICE RATE

During each monthly billing period:

A customer charge per meter per month of Interim Rate Adjustments (IRA)	\$571.38 plus <u>\$461.83 per month (Footnote 1)</u>
Total Customer Charge	\$1,033.21 per month

All Ccf per monthly billing period @ \$0.14569 per Ccf

OTHER ADJUSTMENTS

Cost of Gas Component: The basic rates for cost of service set forth above shall be increased by the amount of the Cost of Gas Component for the billing month computed in accordance with the provisions of Rate Schedule 1-INC.

Pipeline Integrity Testing Rider: The billing shall reflect adjustments in accordance with provisions of the Pipeline Integrity Testing Rider, Rate Schedule PIT and PIT-Rider, if applicable.

Pipeline Safety and Regulatory Program Fees: The billing shall reflect adjustments in accordance with provisions of the Pipeline Safety and Regulatory Program Fees Rider, Rate Schedule PSF.

Rate Case Expense Rider: The billing shall reflect adjustments in accordance with provisions of the Rate Case Expense Surcharge Rider, Rate Schedule RCE.

Taxes: Plus applicable taxes and fees (including franchise fees) related to above.

CONDITIONS

Subject to all applicable laws and orders, and the Company's rules and regulations on file with the regulatory authority.

Footnote 1: 2024 IRA - \$461.83 (Gas Utilities Case No. 00020233)

INDUSTRIAL SERVICE RATE

APPLICABILITY

Applicable to any qualifying industrial customer whose primary business activity at the location served is included in one of the following classifications of the Standard Industrial Classification Manual of the U.S. Government.

- Division B - Mining - all Major Groups
- Division D - Manufacturing - all Major Groups
- Divisions E and J - Utility and Government - facilities generating power for resale only

TERRITORY

The incorporated areas of the Central-Gulf Service Area which includes Austin, Bayou Vista, Beaumont, Bee Cave, Buda, Cedar Park, Cuero, Dripping Springs, Galveston, Georgetown, Gonzales, Groves, Hutto, Jamaica Beach, Kyle, Lakeway, Lockhart, Luling, Marble Falls, Mustang Ridge, Nederland, Nixon, Pflugerville, Port Arthur, Port Neches, Rollingwood, Shiner, Sunset Valley, West Lake Hills and Yoakum, Texas.

COST OF SERVICE RATE

During each monthly billing period:

A customer charge per meter per month of	\$571.38 plus
<u>Interim Rate Adjustments (IRA)</u>	<u>\$461.83 per month (Footnote 1)</u>
<u>Total Customer Charge</u>	<u>\$1,033.21 per month</u>

All Ccf per monthly billing period @ \$0.14569 per Ccf

OTHER ADJUSTMENTS

Cost of Gas Component: The basic rates for cost of service set forth above shall be increased by the amount of the Cost of Gas Component for the billing month computed in accordance with the provisions of Rate Schedule 1-INC.

Pipeline Integrity Testing Rider: The billing shall reflect adjustments in accordance with provisions of the Pipeline Integrity Testing Rider, Rate Schedule PIT and PIT-Rider, if applicable.

Pipeline Safety and Regulatory Program Fees: The billing shall reflect adjustments in accordance with provisions of the Pipeline Safety and Regulatory Program Fees Rider, Rate Schedule PSF.

Rate Case Expense Rider: The billing shall reflect adjustments in accordance with provisions of the Rate Case Expense Surcharge Rider, Rate Schedule RCE.

Taxes: Plus applicable taxes and fees (including franchise fees) related to above.

CONDITIONS

Subject to all applicable laws and orders, and the Company's rules and regulations on file with the regulatory authority.

Footnote 1: 2024 IRA - \$461.83 (Gas Utilities Case No. 00020233)

Supersedes Rate Schedule Dated

January 15, 2024

Meters Read On and After

November 27, 2024

TBD

PUBLIC AUTHORITY SERVICE RATE

APPLICABILITY

Applicable to any qualifying public authority, public and parochial schools and colleges, and to all facilities operated by Governmental agencies not specifically provided for in other rate schedules or special contracts.

TERRITORY

The incorporated areas of the Central-Gulf Service Area which includes Austin, Bayou Vista, Beaumont, Bee Cave, Buda, Cedar Park, Cuero, Dripping Springs, Galveston, Georgetown, Gonzales, Groves, Hutto, Jamaica Beach, Kyle, Lakeway, Lockhart, Luling, Marble Falls, Mustang Ridge, Nederland, Nixon, Pflugerville, Port Arthur, Port Neches, Rollingwood, Shiner, Sunset Valley, West Lake Hills and Yoakum, Texas.

COST OF SERVICE RATE

During each monthly billing period:

A customer charge per meter per month of Interim Rate Adjustments (IRA)	\$155.97 plus \$25.96 per month (Footnote 1)
Total Customer Charge	\$181.93 per month
All Ccf per monthly billing period @	\$0.13768 per Ccf

OTHER ADJUSTMENTS

Cost of Gas Component: The basic rates for cost of service set forth above shall be increased by the amount of the Cost of Gas Component for the billing month computed in accordance with the provisions of Rate Schedule 1-INC.

Pipeline Integrity Testing Rider: The billing shall reflect adjustments in accordance with provisions of the Pipeline Integrity Testing Rider, Rate Schedule PIT and PIT-Rider, if applicable.

Pipeline Safety and Regulatory Program Fees: The billing shall reflect adjustments in accordance with provisions of the Pipeline Safety and Regulatory Program Fees Rider, Rate Schedule PSF, if applicable.

Rate Case Expense Rider: The billing shall reflect adjustments in accordance with provisions of the Rate Case Expense Surcharge Rider, Rate Schedule RCE.

Taxes: Plus applicable taxes and fees (including franchise fees) related to above.

Weather Normalization Adjustment: The billing shall reflect adjustments in accordance with the provisions of the Weather Normalization Adjustment Clause, Rate Schedule WNA.

CONDITIONS

Subject to all applicable laws and orders, and the Company's rules and regulations on file with the regulatory authority.

Footnote 1: 2024 IRA - \$25.96 (Gas Utilities Case No. 00020233)

PUBLIC AUTHORITY SERVICE RATE

APPLICABILITY

Applicable to any qualifying public authority, public and parochial schools and colleges, and to all facilities operated by Governmental agencies not specifically provided for in other rate schedules or special contracts.

TERRITORY

The incorporated areas of the Central-Gulf Service Area which includes Austin, Bayou Vista, Beaumont, Bee Cave, Buda, Cedar Park, Cuero, Dripping Springs, Galveston, Georgetown, Gonzales, Groves, Hutto, Jamaica Beach, Kyle, Lakeway, Lockhart, Luling, Marble Falls, Mustang Ridge, Nederland, Nixon, Pflugerville, Port Arthur, Port Neches, Rollingwood, Shiner, Sunset Valley, West Lake Hills and Yoakum, Texas.

COST OF SERVICE RATE

During each monthly billing period:

A customer charge per meter per month of	\$155.97 plus
<u>Interim Rate Adjustments (IRA)</u>	<u>\$25.96 per month (Footnote 1)</u>
<u>Total Customer Charge</u>	<u>\$181.93 per month</u>

All Ccf per monthly billing period @ \$0.13768 per Ccf

OTHER ADJUSTMENTS

Cost of Gas Component: The basic rates for cost of service set forth above shall be increased by the amount of the Cost of Gas Component for the billing month computed in accordance with the provisions of Rate Schedule 1-INC.

Pipeline Integrity Testing Rider: The billing shall reflect adjustments in accordance with provisions of the Pipeline Integrity Testing Rider, Rate Schedule PIT and PIT-Rider, if applicable.

Pipeline Safety and Regulatory Program Fees: The billing shall reflect adjustments in accordance with provisions of the Pipeline Safety and Regulatory Program Fees Rider, Rate Schedule PSF, if applicable.

Rate Case Expense Rider: The billing shall reflect adjustments in accordance with provisions of the Rate Case Expense Surcharge Rider, Rate Schedule RCE.

Taxes: Plus applicable taxes and fees (including franchise fees) related to above.

Weather Normalization Adjustment: The billing shall reflect adjustments in accordance with the provisions of the Weather Normalization Adjustment Clause, Rate Schedule WNA.

CONDITIONS

Subject to all applicable laws and orders, and the Company's rules and regulations on file with the regulatory authority.

Footnote 1: 2024 IRA - \$25.96 (Gas Utilities Case No. 00020233)

Supersedes Rate Schedule Dated

January 15, 2024

Meters Read On and After

November 27, 2024

TBD

ELECTRIC GENERATION SERVICE RATE

APPLICABILITY

Service under this rate schedule is available to any customer customer who enters into a contract with Texas Gas Service Company, a Division of ONE Gas, Inc, to use natural gas for the purpose of electric generation. Electric generation is defined as facilities registered with the applicable balancing authority including bulk power system assets, co-generation facilities, distributed generation, and or backup power systems.

TERRITORY

This rate shall be available in the incorporated areas of the Central-Gulf Service Area, which includes, Austin, Bayou Vista, Beaumont, Bee Cave, Buda, Cedar Park, Cuero, Dripping Springs, Galveston, Georgetown, Gonzales, Groves, Hutto, Jamaica Beach, Kyle, Lakeway, Lockhart, Luling, Marble Falls, Mustang Ridge, Nederland, Nixon, Pflugerville, Port Arthur, Port Neches, Rollingwood, Shiner, Sunset Valley, West Lake Hills and Yoakum, Texas.

COST OF SERVICE RATE

During each monthly billing period:

A customer charge per meter per month of	\$175.68 plus
Interim Rate Adjustments (IRA)	<u>\$25.96 per month (Footnote 1)</u>
Total Customer Charge	\$201.64 per month

A delivery charge per monthly billing period @	
For the First 5,000 Ccf/Month	\$0.07724 per Ccf
For the Next 35,000 Ccf/Month	\$0.06853 per Ccf
For the Next 60,000 Ccf/Month	\$0.05527 per Ccf
All Over 100,000 Ccf/Month	\$0.04018 per Ccf

OTHER ADJUSTMENTS

Cost of Gas Component: The basic rates for cost of service set forth above shall be increased by the amount of the Cost of Gas Component for the billing month computed in accordance with the provisions of the Cost of Gas Clause, Rate Schedule I-INC.

Pipeline Integrity Testing Rider: The billing shall reflect adjustments in accordance with provisions of the Pipeline Integrity Testing Rider, Rate Schedules PIT and PIT-Rider if applicable.

Pipeline Safety and Regulatory Program Fees: The billing shall reflect adjustments in accordance with provisions of the Pipeline Safety and Regulatory Program Fees Rider, Rate Schedule PSF.

Rate Case Expense Rider: The billing shall reflect adjustments in accordance with provisions of the Rate Case Expense Surcharge Rider, Rate Schedule RCE.

Taxes: Plus applicable taxes and fees (including franchise fees) related to above.

**ELECTRICAL GENERATION SERVICE RATE
(Continued)**

CONDITIONS

1. Gas taken under this rate shall be used exclusively for the purpose of electric generation as defined in the Applicability section of this rate schedule and not for other purposes. The gas taken under this rate will be separately metered.
2. For the purpose of this rate, the annual load factor must be 60 percent or greater. The annual load factor is defined as the customer's total annual consumption divided by the customer's peak month consumption times twelve. If less than 60 percent load factor occurs for a twelve-month period, the rate charged will revert back to the rate that the customer would have otherwise been served under. A continuous twelve-month period of 60 percent or better load factor must precede a return to the electric generation rate.
3. Subject to all applicable laws and orders, and the Company's rules and regulations on file with the regulatory authority.

Footnote 1: 2024 IRA - \$25.96 (Gas Utilities Case No. 00020233)

ELECTRIC GENERATION SERVICE RATE

APPLICABILITY

Service under this rate schedule is available to any customer customer who enters into a contract with Texas Gas Service Company, a Division of ONE Gas, Inc, to use natural gas for the purpose of electric generation. Electric generation is defined as facilities registered with the applicable balancing authority including bulk power system assets, co-generation facilities, distributed generation, and or backup power systems.

TERRITORY

This rate shall be available in the incorporated areas of the Central-Gulf Service Area, which includes, Austin, Bayou Vista, Beaumont, Bee Cave, Buda, Cedar Park, Cuero, Dripping Springs, Galveston, Georgetown, Gonzales, Groves, Hutto, Jamaica Beach, Kyle, Lakeway, Lockhart, Luling, Marble Falls, Mustang Ridge, Nederland, Nixon, Pflugerville, Port Arthur, Port Neches, Rollingwood, Shiner, Sunset Valley, West Lake Hills and Yoakum, Texas.

COST OF SERVICE RATE

During each monthly billing period:

A customer charge per meter per month of	\$175.68 plus
<u>Interim Rate Adjustments (IRA)</u>	<u>\$25.96 per month (Footnote 1)</u>
<u>Total Customer Charge</u>	<u>\$201.64 per month</u>

A delivery charge per monthly billing period @	
For the First 5,000 Ccf/Month	\$0.07724 per Ccf
For the Next 35,000 Ccf/Month	\$0.06853 per Ccf
For the Next 60,000 Ccf/Month	\$0.05527 per Ccf
All Over 100,000 Ccf/Month	\$0.04018 per Ccf

OTHER ADJUSTMENTS

Cost of Gas Component: The basic rates for cost of service set forth above shall be increased by the amount of the Cost of Gas Component for the billing month computed in accordance with the provisions of the Cost of Gas Clause, Rate Schedule I-INC.

Pipeline Integrity Testing Rider: The billing shall reflect adjustments in accordance with provisions of the Pipeline Integrity Testing Rider, Rate Schedules PIT and PIT-Rider if applicable.

Pipeline Safety and Regulatory Program Fees: The billing shall reflect adjustments in accordance with provisions of the Pipeline Safety and Regulatory Program Fees Rider, Rate Schedule PSF.

Rate Case Expense Rider: The billing shall reflect adjustments in accordance with provisions of the Rate Case Expense Surcharge Rider, Rate Schedule RCE.

Taxes: Plus applicable taxes and fees (including franchise fees) related to above.

Supersedes Rate Schedule Dated

January 15, 2024

TBD

Meters Read On and After

November 27, 2024

**ELECTRICAL GENERATION SERVICE RATE
(Continued)**

CONDITIONS

1. Gas taken under this rate shall be used exclusively for the purpose of electric generation as defined in the Applicability section of this rate schedule and not for other purposes. The gas taken under this rate will be separately metered.
2. For the purpose of this rate, the annual load factor must be 60 percent or greater. The annual load factor is defined as the customer's total annual consumption divided by the customer's peak month consumption times twelve. If less than 60 percent load factor occurs for a twelve-month period, the rate charged will revert back to the rate that the customer would have otherwise been served under. A continuous twelve-month period of 60 percent or better load factor must precede a return to the electric generation rate.
3. Subject to all applicable laws and orders, and the Company's rules and regulations on file with the regulatory authority.

Footnote 1: 2024 IRA - \$25.96 (Gas Utilities Case No. 00020233)

Supersedes Rate Schedule Dated

January 15, 2024

Meters Read On and After

November 27, 2024

TBD

COMPRESSED NATURAL GAS SERVICE RATE

APPLICABILITY

Applicable to any non-residential customer of Texas Gas Service Company, a Division of ONE Gas, Inc., (the "Company") for usage where customer purchases natural gas which will be compressed and used as a motor fuel. Service will be separately metered. This rate does not include compression by the Company beyond normal meter sales pressure.

TERRITORY

The incorporated areas of the Central-Gulf Service Area which includes Austin, Bayou Vista, Beaumont, Bee Cave, Buda, Cedar Park, Cuero, Dripping Springs, Galveston, Georgetown, Gonzales, Groves, Hutto, Jamaica Beach, Kyle, Lakeway, Lockhart, Luling, Marble Falls, Mustang Ridge, Nederland, Nixon, Pflugerville, Port Arthur, Port Neches, Rollingwood, Shiner, Sunset Valley, West Lake Hills and Yoakum, Texas.

COST OF SERVICE RATE

During each monthly billing period:

A customer charge per meter per month of Interim Rate Adjustments (IRA)	\$594.55 plus <u>\$151.60 per month (Footnote 1)</u>
Total Customer Charge	\$746.15 per month

All Ccf per monthly billing period @	\$0.07817 per Ccf
--------------------------------------	-------------------

OTHER ADJUSTMENTS

Cost of Gas Component: The basic rates for cost of service set forth above shall be increased by the amount of the Cost of Gas Component for the billing month computed in accordance with the provisions of Rate Schedule 1-INC.

Pipeline Integrity Testing Rider: The billing shall reflect adjustments in accordance with provisions of the Pipeline Integrity Testing Rider, Rate Schedule PIT and PIT-Rider, if applicable.

Pipeline Safety and Regulatory Program Fees: The billing shall reflect adjustments in accordance with provisions of the Pipeline Safety and Regulatory Program Fees Rider, Rate Schedule PSF, if applicable.

Rate Case Expense Rider: The billing shall reflect adjustments in accordance with provisions of the Rate Case Expense Surcharge Rider, Rate Schedule RCE.

Taxes: Plus applicable taxes and fees (including franchise fees) related to above.

**COMPRESSED NATURAL GAS SERVICE RATE
(Continued)**

CONDITIONS

Subject to all applicable laws and orders and the Company's rules and regulations on file with the regulatory authority.

The Company's Average Payment Plan, also known as the Average Payment Plan (APP Plan), is not available to customers served on this rate schedule.

This rate does not include any road use fees, permits, or taxes etc. It provides for the delivery of uncompressed natural gas only.

Customer must provide affidavit to the Company certifying that the gas delivered will be compressed for use as motor fuel.

The Customer's compressor station is subject to inspection by Company engineers.

Footnote 1: 2024 IRA - \$151.60 (Gas Utilities Case No. 00020233)

COMPRESSED NATURAL GAS SERVICE RATE

APPLICABILITY

Applicable to any non-residential customer of Texas Gas Service Company, a Division of ONE Gas, Inc., (the "Company") for usage where customer purchases natural gas which will be compressed and used as a motor fuel. Service will be separately metered. This rate does not include compression by the Company beyond normal meter sales pressure.

TERRITORY

The incorporated areas of the Central-Gulf Service Area which includes Austin, Bayou Vista, Beaumont, Bee Cave, Buda, Cedar Park, Cuero, Dripping Springs, Galveston, Georgetown, Gonzales, Groves, Hutto, Jamaica Beach, Kyle, Lakeway, Lockhart, Luling, Marble Falls, Mustang Ridge, Nederland, Nixon, Pflugerville, Port Arthur, Port Neches, Rollingwood, Shiner, Sunset Valley, West Lake Hills and Yoakum, Texas.

COST OF SERVICE RATE

During each monthly billing period:

A customer charge per meter per month of	\$594.55 plus
<u>Interim Rate Adjustments (IRA)</u>	<u>\$151.60 per month (Footnote 1)</u>
<u>Total Customer Charge</u>	<u>\$746.15 per month</u>

All Ccf per monthly billing period @ \$0.07817 per Ccf

OTHER ADJUSTMENTS

Cost of Gas Component: The basic rates for cost of service set forth above shall be increased by the amount of the Cost of Gas Component for the billing month computed in accordance with the provisions of Rate Schedule 1-INC.

Pipeline Integrity Testing Rider: The billing shall reflect adjustments in accordance with provisions of the Pipeline Integrity Testing Rider, Rate Schedule PIT and PIT-Rider, if applicable.

Pipeline Safety and Regulatory Program Fees: The billing shall reflect adjustments in accordance with provisions of the Pipeline Safety and Regulatory Program Fees Rider, Rate Schedule PSF, if applicable.

Rate Case Expense Rider: The billing shall reflect adjustments in accordance with provisions of the Rate Case Expense Surcharge Rider, Rate Schedule RCE.

Taxes: Plus applicable taxes and fees (including franchise fees) related to above.

Supersedes Rate Schedule Dated

January 15, 2024

Meters Read On and After

November 27, 2024

TBD

**COMPRESSED NATURAL GAS SERVICE RATE
(Continued)**

CONDITIONS

Subject to all applicable laws and orders and the Company's rules and regulations on file with the regulatory authority.

The Company's Average Payment Plan, also known as the Average Payment Plan (APP Plan), is not available to customers served on this rate schedule.

This rate does not include any road use fees, permits, or taxes etc. It provides for the delivery of uncompressed natural gas only.

Customer must provide affidavit to the Company certifying that the gas delivered will be compressed for use as motor fuel.

The Customer's compressor station is subject to inspection by Company engineers.

[Footnote 1: 2024 IRA - \\$151.60 \(Gas Utilities Case No. 00020233\)](#)

Supersedes Rate Schedule Dated

January 15, 2024

Meters Read On and After

November 27, 2024

TBD

TRANSPORTATION SERVICE RATE

APPLICABILITY

Applicable to customers who have elected Transportation Service not otherwise specifically provided for under any other rate schedule.

Service under this rate schedule is available for the transportation of customer-owned natural gas through Texas Gas Service Company, a Division of ONE Gas, Inc.'s (the "Company") distribution system. The customer must arrange with its gas supplier to have the customer's gas delivered to one of the Company's existing receipt points for transportation by the Company to the customer's facilities at the customer's delivery point. The receipt points shall be specified by the Company at its reasonable discretion, taking into consideration available capacity, operational constraints, and integrity of the distribution system.

AVAILABILITY

Natural gas service under this rate schedule is available to any individually metered, non-residential customer for the transportation of customer owned natural gas through the Company's Central-Gulf Service Area distribution system which includes the incorporated areas of Austin, Bayou Vista, Beaumont, Bee Cave, Buda, Cedar Park, Cuero, Dripping Springs, Galveston, Georgetown, Gonzales, Groves, Hutto, Jamaica Beach, Kyle, Lakeway, Lockhart, Luling, Marble Falls, Mustang Ridge, Nederland, Nixon, Pflugerville, Port Arthur, Port Neches, Rollingwood, Shiner, Sunset Valley, West Lake Hills and Yoakum, Texas. Such service shall be provided at any point on the Company's System where adequate capacity and gas supply exists, or where such capacity and gas supply can be provided in accordance with the applicable rules and regulations and at a reasonable cost as determined by the Company in its sole opinion.

COST OF SERVICE RATE

During each monthly billing period, a customer charge per meter per month listed by customer class as follows:

Commercial	\$308.08 per month		
plus Interim Rate Adjustments	\$12.88 (Footnote 1)	Total Rate	\$320.96
Industrial	\$771.38 per month		
plus Interim Rate Adjustments	\$461.83 (Footnote 2)	Total Rate	\$1,233.21
Public Authority	\$178.97 per month		
plus Interim Rate Adjustments	\$25.96 (Footnote 3)	Total Rate	\$204.93
Compressed Natural Gas	\$619.55 per month		
plus Interim Rate Adjustments	\$151.60 (Footnote 4)	Total Rate	\$771.15
Electrical Generation	\$175.68 per month		
plus Interim Rate Adjustments	\$25.96 (Footnote 5)	Total Rate	\$201.64

**TRANSPORTATION SERVICE RATE
(Continued)**

Plus – A delivery charge per monthly billing period listed by customer class as follows:

Commercial	\$0.12679 per Ccf
Industrial	\$0.14569 per Ccf
Public Authority	\$0.13768 per Ccf
Compressed Natural Gas	\$0.07817 per Ccf
Electrical Generation	
For the First 5,000Ccf/month	\$0.07724 per Ccf
For the Next 35,000 Ccf/month	\$0.06853 per Ccf
For the Next 60,000 Ccf/month	\$0.05527 per Ccf
All Over 100,000 Ccf/month	\$0.04018 per Ccf

ADDITIONAL CHARGES

- 1) A charge will be made each month to recover the cost of taxes paid to the State of Texas pursuant to Texas Utilities Code, Chapter 122 as such may be amended from time to time which are attributable to the transportation service performed hereunder.
- 2) A charge will be made each month to recover the cost of any applicable local taxes and fees.
- 3) In the event the Company incurs a demand charge, balancing service rate, or reservation charge from its gas supplier(s) or transportation providers in the incorporated areas of the Central-Gulf Service Area, the customer may be charged its proportionate share of the demand charge, balancing service rate, or reservation charge based on benefit received by the customer.
- 4) The billing shall reflect adjustments in accordance with provisions of the Rate Case Expense Surcharge Rider, Rate Schedule RCE.
- 5) The billing shall reflect adjustments in accordance with provisions of the Pipeline Integrity Testing Rider, Rate Schedules PIT and PIT-Rider.
- 6) The billing of commercial transportation shall reflect adjustments in accordance with the provisions of the Conservation Adjustment Clause, Rate Schedule CAC and Rate Schedule 1C, if applicable.
- 7) The billing shall reflect adjustments in accordance with the provisions of the Pipeline Safety and Regulatory Program Fees Rider, Rate Schedule PSF, if applicable.

**TRANSPORTATION SERVICE RATE
(Continued)**

SUBJECT TO

- 1) Tariff T-TERMS, General Terms and Conditions for Transportation.
- 2) Transportation of natural gas hereunder may be interrupted or curtailed at the discretion of the Company in case of shortage or threatened shortage of gas supply from any cause whatsoever, to conserve gas for residential and other higher priority customers served. The curtailment priority of any customer served under this schedule shall be the same as the curtailment priority established for other customers served pursuant to the Company's rate schedule which would otherwise be available to such customer.
- 3) The taking of service under this rate schedule is subject to all valid orders, laws, rules, and regulations of duly constituted State and Federal governmental authorities and agencies having jurisdiction or control over the parties, their facilities or gas supplies, the Agreement, or any provision hereof. The Company reserves the right to seek modification or termination of any of the General Terms and Conditions, the Gas Transportation Agreement, and any of the tariffs to which it applies.
- 4) The Agreement shall be interpreted under Texas law.

Footnote 1: 2024 IRA - \$12.88 (Gas Utilities Case No. 00020233)

Footnote 2: 2024 IRA - \$461.83 (Gas Utilities Case No. 00020233)

Footnote 3: 2024 IRA - \$25.96 (Gas Utilities Case No. 00020233)

Footnote 4: 2024 IRA - \$151.60 (Gas Utilities Case No. 00020233)

Footnote 5: 2024 IRA - \$25.96 (Gas Utilities Case No. 00020233)

TRANSPORTATION SERVICE RATE

APPLICABILITY

Applicable to customers who have elected Transportation Service not otherwise specifically provided for under any other rate schedule.

Service under this rate schedule is available for the transportation of customer-owned natural gas through Texas Gas Service Company, a Division of ONE Gas, Inc.'s (the "Company") distribution system. The customer must arrange with its gas supplier to have the customer's gas delivered to one of the Company's existing receipt points for transportation by the Company to the customer's facilities at the customer's delivery point. The receipt points shall be specified by the Company at its reasonable discretion, taking into consideration available capacity, operational constraints, and integrity of the distribution system.

AVAILABILITY

Natural gas service under this rate schedule is available to any individually metered, non-residential customer for the transportation of customer owned natural gas through the Company's Central-Gulf Service Area distribution system which includes the incorporated areas of Austin, Bayou Vista, Beaumont, Bee Cave, Buda, Cedar Park, Cuero, Dripping Springs, Galveston, Georgetown, Gonzales, Groves, Hutto, Jamaica Beach, Kyle, Lakeway, Lockhart, Luling, Marble Falls, Mustang Ridge, Nederland, Nixon, Pflugerville, Port Arthur, Port Neches, Rollingwood, Shiner, Sunset Valley, West Lake Hills and Yoakum, Texas. Such service shall be provided at any point on the Company's System where adequate capacity and gas supply exists, or where such capacity and gas supply can be provided in accordance with the applicable rules and regulations and at a reasonable cost as determined by the Company in its sole opinion.

COST OF SERVICE RATE

During each monthly billing period, a customer charge per meter per month listed by customer class as follows:

Commercial	\$308.08 per month			
	<u>plus Interim Rate Adjustments</u>	<u>\$12.88 (Footnote 1)</u>	<u>Total Rate</u>	<u>\$320.96</u>
Industrial	\$771.38 per month			
	<u>plus Interim Rate Adjustments</u>	<u>\$461.83 (Footnote 2)</u>	<u>Total Rate</u>	<u>\$1,233.21</u>
Public Authority	\$178.97 per month			
	<u>plus Interim Rate Adjustments</u>	<u>\$25.96 (Footnote 3)</u>	<u>Total Rate</u>	<u>\$204.93</u>
Compressed Natural Gas	\$619.55 per month			
	<u>plus Interim Rate Adjustments</u>	<u>\$151.60 (Footnote 4)</u>	<u>Total Rate</u>	<u>\$771.15</u>
Electrical Generation	\$175.68 per month			
	<u>plus Interim Rate Adjustments</u>	<u>\$25.96 (Footnote 5)</u>	<u>Total Rate</u>	<u>\$201.64</u>

Supersedes Rate Schedule Dated
January 15, 2024

Meters Read On and After
November 27, 2024

TBD

**TRANSPORTATION SERVICE RATE
(Continued)**

Plus – A delivery charge per monthly billing period listed by customer class as follows:

Commercial	\$0.12679 per Ccf
Industrial	\$0.14569 per Ccf
Public Authority	\$0.13768 per Ccf
Compressed Natural Gas	\$0.07817 per Ccf
Electrical Generation	
For the First 5,000Ccf/month	\$0.07724 per Ccf
For the Next 35,000 Ccf/month	\$0.06853 per Ccf
For the Next 60,000 Ccf/month	\$0.05527 per Ccf
All Over 100,000 Ccf/month	\$0.04018 per Ccf

ADDITIONAL CHARGES

- 1) A charge will be made each month to recover the cost of taxes paid to the State of Texas pursuant to Texas Utilities Code, Chapter 122 as such may be amended from time to time which are attributable to the transportation service performed hereunder.
- 2) A charge will be made each month to recover the cost of any applicable local taxes and fees.
- 3) In the event the Company incurs a demand charge, balancing service rate, or reservation charge from its gas supplier(s) or transportation providers in the incorporated areas of the Central-Gulf Service Area, the customer may be charged its proportionate share of the demand charge, balancing service rate, or reservation charge based on benefit received by the customer.
- 4) The billing shall reflect adjustments in accordance with provisions of the Rate Case Expense Surcharge Rider, Rate Schedule RCE.
- 5) The billing shall reflect adjustments in accordance with provisions of the Pipeline Integrity Testing Rider, Rate Schedules PIT and PIT-Rider.
- 6) The billing of commercial transportation shall reflect adjustments in accordance with the provisions of the Conservation Adjustment Clause, Rate Schedule CAC and Rate Schedule 1C, if applicable.
- 7) The billing shall reflect adjustments in accordance with the provisions of the Pipeline Safety and Regulatory Program Fees Rider, Rate Schedule PSF, if applicable.

Supersedes Rate Schedule Dated

January 15, 2024

Meters Read On and After

November 27, 2024

TBD

**TRANSPORTATION SERVICE RATE
(Continued)**

SUBJECT TO

- 1) Tariff T-TERMS, General Terms and Conditions for Transportation.
- 2) Transportation of natural gas hereunder may be interrupted or curtailed at the discretion of the Company in case of shortage or threatened shortage of gas supply from any cause whatsoever, to conserve gas for residential and other higher priority customers served. The curtailment priority of any customer served under this schedule shall be the same as the curtailment priority established for other customers served pursuant to the Company's rate schedule which would otherwise be available to such customer.
- 3) The taking of service under this rate schedule is subject to all valid orders, laws, rules, and regulations of duly constituted State and Federal governmental authorities and agencies having jurisdiction or control over the parties, their facilities or gas supplies, the Agreement, or any provision hereof. The Company reserves the right to seek modification or termination of any of the General Terms and Conditions, the Gas Transportation Agreement, and any of the tariffs to which it applies.
- 4) The Agreement shall be interpreted under Texas law.

Footnote 1: 2024 IRA - \$12.88 (Gas Utilities Case No. 00020233)

Footnote 2: 2024 IRA - \$461.83 (Gas Utilities Case No. 00020233)

Footnote 3: 2024 IRA - \$25.96 (Gas Utilities Case No. 00020233)

Footnote 4: 2024 IRA - \$151.60 (Gas Utilities Case No. 00020233)

Footnote 5: 2024 IRA - \$25.96 (Gas Utilities Case No. 00020233)

Supersedes Rate Schedule Dated

January 15, 2024

Meters Read On and After

November 27, 2024

TBD

Texas Gas Service Company, a Division of ONE Gas, Inc. - Central-Gulf Service Area
Interim Rate Adjustment Application
12 Month Period Ending December 31, 2024
Bill Comparison

Line No.	Rate Class	Current*	Proposed	Difference	% Change
(a)	(b)	(c)	(d)	(e)	(f)
10	Current and Proposed Bill Information - With Gas Cost				
11	Small Residential				
12	Customer Charge	\$18.00	\$21.36	\$3.36	18.65%
13	Initial Block Rate	\$0.88	\$0.88	\$—	0.00%
14	Cost of Gas Rate	\$0.50	\$0.50	\$—	0.00%
15	Average Monthly Bill @ 1.7 Mcf*	\$41.37	\$44.73	\$3.36	8.12%
16					
17	Large Residential				
18	Customer Charge	\$30.00	\$33.36	\$3.36	11.19%
19	Initial Block Rate	\$0.47	\$0.47	\$—	0.00%
20	Cost of Gas Rate	\$0.50	\$0.50	\$—	0.00%
21	Average Monthly Bill @ 4.3 Mcf*	\$71.51	\$74.87	\$3.36	4.70%
22					
23	Small Commercial				
24	Customer Charge	\$60.00	\$72.88	\$12.88	21.46%
25	Initial Block Rate	\$0.28	\$0.28	\$—	0.00%
26	Cost of Gas Rate	\$0.50	\$0.50	\$—	0.00%
27	Average Monthly Bill @ 6.2 Mcf*	\$108.20	\$121.07	\$12.88	11.90%
28					
29	Large Commercial				
30	Customer Charge	\$75.00	\$87.88	\$12.88	17.17%
31	Initial Block Rate	\$0.23	\$0.23	\$—	0.00%
32	Cost of Gas Rate	\$0.50	\$0.50	\$—	0.00%
33	Average Monthly Bill @ 96.6 Mcf*	\$123.20	\$136.07	\$12.88	10.45%
34					
35	Public Authority				
36	Customer Charge	\$155.97	\$181.93	\$25.96	16.64%
37	Initial Block Rate	\$0.14	\$0.14	\$—	0.00%
38	Cost of Gas Rate	\$0.50	\$0.50	\$—	0.00%
39	Average Monthly Bill @ 188.0 Mcf*	\$1,351.22	\$1,377.18	\$25.96	1.92%
40					
41	Industrial				
42	Customer Charge	\$571.38	\$1,033.21	\$461.83	80.83%
43	Initial Block Rate	\$0.15	\$0.15	\$—	0.00%
44	Cost of Gas Rate	\$0.50	\$0.50	\$—	0.00%
45	Average Monthly Bill @ 208.5 Mcf*	\$1,913.67	\$2,375.50	\$461.83	24.13%
46					
47	Compressed Natural Gas				
48	Customer Charge	\$594.55	\$746.15	\$151.60	25.50%
49	Initial Block Rate	\$0.08	\$0.08	\$—	0.00%
50	Cost of Gas Rate	\$0.50	\$0.50	\$—	0.00%
51	Average Monthly Bill @ 0 Mcf*	\$594.55	\$746.15	\$151.60	25.50%
52					
53					
54	Electrical Cogeneration		No Customers		
55					
56					
57	Current and Proposed Bill Information - Without Gas Cost				
58					
59		Current	Proposed	Difference	% Change
60	Small Residential				
61	Customer Charge	\$18.00	\$21.36	\$3.36	18.65%
62	Initial Block Rate	\$0.88	\$0.88	\$—	0.00%
63	Average Monthly Bill @ 1.7 Mcf*	\$32.90	\$36.26	\$3.36	10.21%
64					
65	Large Residential				
66	Customer Charge	\$30.00	\$33.36	\$3.36	11.19%
67	Initial Block Rate	\$0.47	\$0.47	\$—	0.00%
68	Average Monthly Bill @ 4.3 Mcf*	\$44.90	\$48.26	\$3.36	7.48%
69					
70	Small Commercial				

Texas Gas Service Company, a Division of ONE Gas, Inc. - Central-Gulf Service Area
Interim Rate Adjustment Application
12 Month Period Ending December 31, 2024
Bill Comparison

Line No.	Rate Class	Current*	Proposed	Difference	% Change
(a)	(b)	(c)	(d)	(e)	(f)
71	Customer Charge	\$60.00	\$72.88	\$12.88	21.46%
72	Initial Block Rate	\$0.28	\$0.28	\$—	0.00%
73	Average Monthly Bill @ 6.2 Mcf*	\$77.32	\$90.19	\$12.88	16.65%
74					
75	Large Commercial				
76	Customer Charge	\$75.00	\$87.88	\$12.88	17.17%
77	Initial Block Rate	\$0.23	\$0.23	\$—	0.00%
78	Average Monthly Bill @ 96.6 Mcf*	\$92.32	\$105.19	\$12.88	13.95%
79					
80	Public Authority				
81	Customer Charge	\$155.97	\$181.93	\$25.96	16.64%
82	Initial Block Rate	\$0.14	\$0.14	\$—	0.00%
83	Average Monthly Bill @ 188.0 Mcf*	\$414.81	\$440.77	\$25.96	6.26%
84					
85	Industrial				
86	Customer Charge	\$571.38	\$1,033.21	\$461.83	80.83%
87	Initial Block Rate	\$0.15	\$0.15	\$—	0.00%
88	Average Monthly Bill @ 208.5 Mcf*	\$875.14	\$1,336.97	\$461.83	52.77%
89					
90	Compressed Natural Gas				
91	Customer Charge	\$594.55	\$746.15	\$151.60	25.50%
92	Initial Block Rate	\$0.08	\$0.08	\$—	0.00%
93	Average Monthly Bill @ 0 Mcf*	\$594.55	\$746.15	\$151.60	25.50%
94					
95	Commercial Transportation				
96	Customer Charge	\$308.08	\$320.96	\$12.88	4.18%
97	Initial Block Rate	\$0.13	\$0.13	\$—	0.00%
98	Average Monthly Bill @ 441.4 Mcf*	\$867.73	\$880.61	\$12.88	1.48%
99					
100	Industrial Transportation				
101	Customer Charge	\$771.38	\$1,233.21	\$461.83	59.87%
102	Initial Block Rate	\$0.15	\$0.15	\$—	0.00%
103	Average Monthly Bill @ 3,732.5 Mcf*	\$6,209.26	\$6,671.09	\$461.83	7.44%
104					
105	Public Authority Transportation				
106	Customer Charge	\$178.97	\$204.93	\$25.96	14.50%
107	Initial Block Rate	\$0.14	\$0.14	\$—	0.00%
108	Average Monthly Bill @ 253.8 Mcf*	\$528.40	\$554.36	\$25.96	4.91%
109					
110	Compressed Natural Gas Transport				
111	Customer Charge	\$619.55	\$771.15	\$151.60	24.47%
112	Initial Block Rate 1st 5,000 (Summer)	\$0.08	\$0.08	\$—	0.00%
113	Average Monthly Bill @ 2,364.7 Mcf*	\$2,468.04	\$2,619.64	\$151.60	6.14%
114					
115	Electrical Generation Transport				
116	Customer Charge	\$175.68	\$201.64	\$25.96	14.78%
117	Initial Block Rate 1st 5,000	\$0.08	\$0.08	\$—	0.00%
118	Average Monthly Bill @ 33,755.8 Mcf*	\$15,821.71	\$15,847.67	\$25.96	0.16%
119					
120	* Average bill usage per GUD No. 17471.				
121	* Average bills exclude revenue related taxes. The cost of gas is computed using a 12 month average for CY 2024.				

Texas Gas Service Company, a Division of ONE Gas, Inc. - Central-Gulf Service Area
Interim Rate Adjustment Application
12 Month Period Ending December 31, 2024
Interim Rate Adjustment Summary

Line No.	Description	Per Case No. 17471			Change in Investment	
		As of 12/31/2023	Adjustments	Ref		As of 12/31/2024
(a)	(b)	(c)	(d)	(e)	(f)	(g)
						= (f) - (c) + (d)
11	Direct Utility Plant Investment	\$1,080,308,820	\$—		\$1,217,464,341	\$137,155,521
12	Direct Accumulated Depreciation	220,537,144	—		239,611,227	19,074,084
13	Allocated Utility Plant Investment (If applicable)	45,242,379	—		47,665,432	2,423,053
14	Allocated Accumulated Depreciation (If applicable)	19,843,522	—		22,629,293	2,785,771
15	Miscellaneous Adjustments	—	—		—	—
16	Net Utility Plant Investment (Ln 11 - 12 + 13 - 14 + 15)	<u>\$885,170,534</u>	<u>\$—</u>		<u>\$1,002,889,253</u>	<u>\$117,718,719</u>
17						
18	Calculation of the Interim Rate Adjustment Amount:					
19	Rate of Return					7.5537%
20	Return					\$8,892,117
21	Depreciation Expense					3,753,493
22	Property-related Taxes (Ad Valorem)					958,506
23	Revenue-related Taxes and State Margin Tax					—
24	Federal Income Tax					1,808,464
25	Interim Rate Adjustment Amount (Sum of Ln 20 through Ln 24)					<u>\$15,412,580</u>
26						

27	Interim Rate Adjustment Amount per Rate Class:	Allocation Factors			Total Service Area:	RRC Jurisdiction:	City Jurisdiction:
		per GUD No. 17471:					
28	Residential	81.98%			\$12,635,233	\$1,346,146	\$11,289,087
29	Commercial	13.58%			2,093,028	75,543	2,017,485
30	Public Authority	2.69%			414,598	20,039	394,559
31	Industrial	1.69%			260,473	59,114	201,358
32	Compressed Natural Gas	0.06%			9,248	1,971	7,277
33	Total (Sum of Ln 28 through Ln 33)	<u>100%</u>			<u>\$15,412,580</u>	<u>\$1,502,814</u>	<u>\$13,909,766</u>
34							

35	Monthly Customer Charge Adjustment:	Annual Service Area			Annual City		Monthly Customer
		Bill Count:	Annual RRC Jurisdiction Bill Count:	Jurisdiction Bill Count:	Count:	Charge Adjustment:	
36	Residential	3,763,088	400,916	3,362,172		\$3.36	
37	Commercial	162,554	5,867	156,687		\$12.88	
38	Public Authority	15,972	772	15,200		\$25.96	
39	Industrial	564	128	436		\$461.83	
40	Compressed Natural Gas	61	13	48		\$151.60	
41		<u>3,942,239</u>	<u>407,696</u>	<u>3,534,543</u>			
42	- OR -						

43	Monthly Initial Block Rate Adjustment:	Annual Service Area		Monthly Initial Block	
		Volumes:	Annual RRC Jurisdiction Volumes:	Rate Adjustment:	
44	Residential				-
45	Commercial				-
46	Public Authority				-
47	Industrial				-

Texas Gas Service Company, a Division of ONE Gas, Inc. - Central-Gulf Service Area
Interim Rate Adjustment Application
12 Month Period Ending December 31, 2024
Direct Initial Plant

Line No.	FERC Account No.	FERC Account Titles	Ref	Gross Plant Per Case		Depreciation Rate per GUD No. 17471	Depreciation Expense	Accumulated Depreciation	Net Plant
				No. 17471 As of 12/31/2023	(e)				
(a)	(b)	(c)	(d)	(e)	(f)	(g)	(h)	(i) = (e) - (h)	
12		1. INTANGIBLE PLANT							
13	301	Organization		\$56,257	4.0000%	\$—	\$56,257	\$—	
14	301	Organization - OPC		—	6.6670%	—	(479)	479	
15	302	Franchises and Consents		393,474	4.0200%	—	393,474	—	
16	303	Miscellaneous Intangible Plant		1,014,465	4.0600%	41,187	780,558	233,908	
17	303	Misc. Intangible - OPC		—	0.0000%	—	—	—	
18		Subtotal		<u>\$1,464,196</u>		<u>\$41,187</u>	<u>\$1,229,809</u>	<u>\$234,387</u>	
19									
20		4. GATHERING AND TRANSMISSION PLANT							
21	365.2	Land and Land Rights		\$—	0.0000%	\$—	\$—	\$—	
22	365.1	Land - OPC		—	0.0000%	—	—	—	
23	365.2	Rights of Way - OPC		—	1.3000%	—	—	—	
24	366	Structures and Improvements		—	0.0000%	—	—	—	
25	366.1	Compressor Station Structure - OPC		—	4.0400%	—	—	—	
26	367	Mains		13,773,737	2.6600%	366,381	(264,444)	14,038,181	
27	367	Mains - OPC		—	1.7500%	—	—	—	
28	369	Meas. and Reg. Station Equipment		6,017,387	3.4300%	206,396	239,370	5,778,018	
29	369	Measure/Reg. Station Equipment - OPC		—	1.8300%	—	—	—	
30	369.1	Measuring Station Equipment - OPC		—	2.6200%	—	—	—	
31	371	Other Equipment		—	2.6200%	—	—	—	
32	371	Other Equipment - OPC		—	2.6200%	—	—	—	
33		Subtotal		<u>\$19,791,124</u>		<u>\$572,778</u>	<u>\$(25,075)</u>	<u>\$19,816,199</u>	
34									
35		5. DISTRIBUTION PLANT							
36	374	Land and Land Rights		\$—	0.0000%	\$—	\$255	\$(255)	
37	374.1	Land		110,365	0.0000%	—	—	110,365	
38	374.2	Land Rights		120,182	0.0000%	—	11,902	108,280	
39	375	Structures & Improvements		—	0.0000%	—	—	—	
40	375.1	Structures and Improvements		46,224	3.0900%	1,428	34,665	11,559	
41	375.2	Other System Structures		1,715,676	2.3800%	40,833	130,397	1,585,279	
42	376	Mains		457,397,243	2.2300%	10,199,959	79,850,182	377,547,061	
43	376.9	Mains - Cathodic Protection Anodes		29,280,764	6.6667%	1,952,051	12,715,301	16,565,464	
44	377	Compressor Station Equipment		—	0.0000%	—	—	—	
45	378	Meas. and Reg. Station Equipment - General		23,755,746	2.1300%	505,997	4,012,074	19,743,672	
46	379	Meas. and Reg. Stations Equipment - City Gates		7,280,728	1.9700%	143,430	1,577,372	5,703,356	
47	380	Services		305,700,215	3.1600%	9,660,127	40,260,987	265,439,228	
48	380.1	Services		2,392	3.1600%	76	—	2,392	
49	380.2	Comm Service Line Equip		12,094	3.1600%	382	—	12,094	
50	380.4	Yard Lines - Customer Svc		145,828	3.1600%	4,608	—	145,828	
51	380.6	Services - Tie-Ins		—	3.1600%	—	—	—	
52	381	Meters		81,749,058	4.0800%	3,335,362	35,453,747	46,295,310	
53	382	Meter Installations		7,344	4.0400%	297	2,791	4,554	
54	383	Regulators		11,287,016	3.4000%	383,759	4,883,641	6,403,376	
55	385	Industrial Meas. and Reg. Station Equipment		16,356,053	2.3800%	389,274	5,287,968	11,068,085	
56	386	Other Property on Customer Premises		1,063,249	11.8900%	126,420	1,041,339	21,910	
57	387	Meas. & Reg. Stat. Equipment		—	0.0000%	—	—	—	
58		Subtotal		<u>\$936,030,177</u>		<u>\$26,744,003</u>	<u>\$185,262,621</u>	<u>\$750,767,557</u>	
59									
60		6. GENERAL PLANT							
61	389	Land & Land Rights		\$—	0.0000%	\$—	\$(4,733)	\$4,733	
62	389.1	Land & Land Rights		8,347,674	0.0000%	—	—	8,347,674	
63	390	Structures & Improvements		—	0.0000%	—	—	—	
64	390.1	Structures & Improvements		31,518,538	2.5200%	794,267	2,521,852	28,996,686	
65	390.17	Building Improve Plum		—	0.0000%	—	—	—	
66	390.2	Leasehold Improvement		—	0.0000%	—	—	—	
67	390.2	Lease Incentive		—	0.0000%	—	—	—	
68	390.21	Leasehold Equipment EOL		—	0.0000%	—	—	—	
69	391	Office Furniture & Equipment		—	0.0000%	—	—	—	
70	391.1	Office Furniture & Equipment		2,454,589	6.6667%	163,639	794,976	1,659,613	
71	391.1	Office Furniture & Equipment - OPC		—	0.0000%	—	—	—	
72	391.19	Airplane Hangar Furniture		—	0.0000%	—	—	—	
73	391.2	Data Processing Equipment		—	0.0000%	—	—	—	
74	391.2	Oracle Equipment		—	0.0000%	—	—	—	

Texas Gas Service Company, a Division of ONE Gas, Inc. - Central-Gulf Service Area
Interim Rate Adjustment Application
12 Month Period Ending December 31, 2024
Direct Initial Plant

Line No.	FERC		Ref	Gross Plant Per Case		Depreciation Rate per GUD No. 17471	Depreciation Expense	Accumulated Depreciation	Net Plant
	Account No.	FERC Account Titles		No. 17471 As of 12/31/2023					
(a)	(b)	(c)	(d)	(e)	(f)	(g)	(h)	(i) = (e) - (h)	
75	391.3	Office Machines		—	0.0000%	—	—	—	
76	391.4	Audio Visual Equipment		—	0.0000%	—	—	—	
77	391.4	Signature Project		—	0.0000%	—	—	—	
78	391.6	Purchased Software		—	0.0000%	—	—	—	
79	391.6	Purchased Software (Banner)		—	0.0000%	—	—	—	
80	391.6	Ariba Software		—	0.0000%	—	—	—	
81	391.6	Dynamic Risk Assessment		—	0.0000%	—	—	—	
82	391.6	Enterprise Plan & Budget		—	0.0000%	—	—	—	
83	391.6	GIS Development		—	0.0000%	—	—	—	
84	391.6	Oracle Software		—	0.0000%	—	—	—	
85	391.6	Concur Project		—	0.0000%	—	—	—	
86	391.6	Customer Relations Software		—	0.0000%	—	—	—	
87	391.6	Purchased Software (PowerPlant)		—	0.0000%	—	—	—	
88	391.6	Purchased Software(RiskWorks)		—	0.0000%	—	—	—	
89	391.6	Maximo-Leak Detect Sys		—	0.0000%	—	—	—	
90	391.6	Foundation Software		—	0.0000%	—	—	—	
91	391.6	Journey - Employee - ODC Distrigas		—	0.0000%	—	—	—	
92	391.6	Journey - Employee Count		—	0.0000%	—	—	—	
93	391.6	Payroll - Time Management		—	0.0000%	—	—	—	
94	391.6	AP Software		—	0.0000%	—	—	—	
95	391.8	Micro Computer Equipment		—	0.0000%	—	—	—	
96	391.81	Aircraft Computer Equipment		—	0.0000%	—	—	—	
97	391.9	Computer & Electronic Equip		2,019,489	14.2857%	288,498	1,088,344	931,146	
98	391.99	Cloud Computing		—	0.0000%	—	—	—	
99	392	Transportation Equipment		25,015,245	6.4300%	—	9,718,835	15,296,409	
100	392.2	Transportation Equipment Pickup Trucks and Vans		—	6.4300%	—	—	—	
101	392.3	Transport Equip(Trucks 3/4 - 3 Ton)		—	6.4300%	—	—	—	
102	392.5	Trailers		—	6.4300%	—	—	—	
103	393	Stores Equipment		123,761	6.6667%	8,251	7,599	116,162	
104	394	Tools, Shop & Garage		15,381,319	6.6667%	1,025,421	4,559,234	10,822,085	
105	394.1	Tools		—	0.0000%	—	—	—	
106	394.1	Tools - OPC		—	0.0000%	—	—	—	
107	395	CNG Equipment - Laboratory		—	0.0000%	—	(37,480)	37,480	
108	396	Major Work Equipment		3,532,069	4.8000%	—	1,344,194	2,187,874	
109	396.1	Power Op Equip Rubber Tire		—	0.0000%	—	—	—	
110	397	Communication Equipment		34,624,291	6.6667%	2,308,286	14,072,660	20,551,632	
111	398	Miscellaneous General Plant		6,349	6.6667%	423	4,308	2,041	
112		Subtotal		<u>\$123,023,323</u>		<u>\$4,588,786</u>	<u>\$34,069,788</u>	<u>\$88,953,534</u>	
113									
114		TOTAL		<u>\$1,080,308,820</u>		<u>\$31,946,754</u>	<u>\$220,537,144</u>	<u>\$859,771,677</u>	
115		Rate Base Adjustments		—		—	—	—	
116		Adjusted Total		<u>\$1,080,308,820</u>		<u>\$31,946,754</u>	<u>\$220,537,144</u>	<u>\$859,771,677</u>	
117				(A)					
118									
119	(A)	Column (e) includes Rule 8.209 projects in the amount of:		\$1,848,672.68					

Texas Gas Service Company, a Division of ONE Gas, Inc. - Central-Gulf Service Area
Interim Rate Adjustment Application
12 Month Period Ending December 31, 2024
Direct Current Plant

Line No.	FERC Account No.	FERC Account Titles	Ref	Gross Plant As of 12/31/2024	Depreciation Rate per GUD No. 17471	Depreciation Expense	Accumulated Depreciation	Net Plant
(a)	(b)	(c)	(d)	(e)	(f)	(g)	(h)	(i) = (e) - (h)
12		1. INTANGIBLE PLANT						
13	301	Organization		\$56,257	4.0000%	\$—	\$56,257	\$—
14	301	Organization - OPC		—	6.6670%	—	(479)	479
15	302	Franchises and Consents		393,474	4.0200%	—	393,474	—
16	303	Miscellaneous Intangible Plant		1,015,106	4.0600%	41,213	835,561	179,545
17	303	Misc. Intangible - OPC		—	0.0000%	—	—	—
18		Subtotal		\$1,464,837		\$41,213	\$1,284,813	\$180,025
19								
20		4. GATHERING AND TRANSMISSION PLANT						
21	365.2	Land and Land Rights		\$—	0.0000%	\$—	\$—	\$—
22	365.1	Land - OPC		—	0.0000%	—	—	—
23	365.2	Rights of Way - OPC		—	1.3000%	—	—	—
24	366	Meas/Reg Station Structures		—	0.0000%	—	—	—
25	366.1	Compressor Station Structure - OPC		—	4.0400%	—	—	—
26	367	Mains		15,177,902	2.6600%	403,732	(25,392)	15,203,293
27	367	Mains - OPC		—	1.7500%	—	18,137	(18,137)
28	369	Meas. and Reg. Station Equipment		7,466,891	3.4300%	256,114	356,932	7,109,959
29	369	Measure/Reg. Station Equipment - OPC		—	1.8300%	—	76,912	(76,912)
30	369.1	Measuring Station Equipment - OPC		—	2.6200%	—	(0)	0
31	371	Other Equipment		—	2.6200%	—	—	—
32	371	Other Equipment - OPC		—	2.6200%	—	—	—
33		Subtotal		\$22,644,793		\$659,847	\$426,589	\$22,218,204
34								
35		5. DISTRIBUTION PLANT						
36	374	Land & Land Rights		\$—	0.0000%	\$—	\$255	\$(255)
37	374.1	Land		110,365	0.0000%	—	—	110,365
38	374.2	Land Rights		128,512	0.0000%	—	11,985	116,527
39	375	Structures & Improvements		—	0.0000%	—	—	—
40	375.1	Structures and Improvements		47,140	3.0900%	1,457	35,473	11,667
41	375.2	Other System Structures		4,129	2.3800%	—	167,754	(163,625)
42	376	Mains		536,032,468	2.2300%	11,953,524	85,720,938	450,311,529
43	376.9	Mains - Cathodic Protection Anodes		30,519,766	6.6667%	2,034,651	13,623,536	16,896,230
44	377	Compressor Station Equipment		—	0.0000%	—	—	—
45	378	Meas. and Reg. Station Equipment - General		25,840,265	2.1300%	550,398	4,481,510	21,358,756
46	379	Meas. and Reg. Stations Equipment - City Gates		7,408,391	1.9700%	145,945	1,616,887	5,791,504
47	380	Services		346,349,940	3.1600%	10,944,658	42,927,538	303,422,402
48	380.1	Services		18,945	3.1600%	599	—	18,945
49	380.2	Comm Service Line Equip		776,759	3.1600%	24,546	—	776,759
50	380.4	Yard Lines - Customer Svc		23,252	3.1600%	735	—	23,252
51	380.6	Services - Tie-Ins		—	3.1600%	—	—	—
52	381	Meters		88,950,600	4.0800%	3,629,184	38,749,401	50,201,199
53	382	Meter Installations		331	4.0400%	13	73	258
54	383	Regulators		13,144,210	3.4000%	446,903	5,094,802	8,049,408
55	385	Industrial Meas. and Reg. Station Equipment		17,279,467	2.3800%	411,251	5,607,125	11,672,342
56	386	Other Property and Equipment		1,063,249	11.8900%	126,420	1,050,342	12,908
57	387	Meas. & Reg. Stat. Equipment		—	0.0000%	—	—	—
58		Subtotal		\$1,067,697,790		\$30,270,284	\$199,087,619	\$868,610,171
59								
60		6. GENERAL PLANT						
61	389	Land & Land Rights		\$—	0.0000%	\$—	\$(4,733)	\$4,733
62	389.1	Land & Land Rights		8,347,431	0.0000%	—	—	8,347,431
63	390	Structures & Improvements		—	0.0000%	—	—	—
64	390.1	Structures & Improvements		33,700,327	2.5200%	849,248	3,259,661	30,440,667
65	390.17	Building Improve Plum		—	0.0000%	—	—	—
66	390.2	Leasehold Improvement		—	0.0000%	—	—	—
67	390.2	Lease Incentive		—	0.0000%	—	—	—
68	390.21	Leasehold Equipment EOL		—	0.0000%	—	—	—
69	391	Office Furniture & Equipment		—	0.0000%	—	—	—
70	391.1	Office Furniture & Equipment		2,459,184	6.6667%	163,946	944,090	1,515,095
71	391.1	Office Furniture & Equipment - OPC		—	0.0000%	—	—	—

Texas Gas Service Company, a Division of ONE Gas, Inc. - Central-Gulf Service Area
Interim Rate Adjustment Application
12 Month Period Ending December 31, 2024
Direct Current Plant

Line No.	FERC Account No.	FERC Account Titles	Ref	Gross Plant As of 12/31/2024	Depreciation Rate per GUD No. 17471	Depreciation Expense	Accumulated Depreciation	Net Plant
(a)	(b)	(c)	(d)	(e)	(f)	(g)	(h)	(i) = (e) - (h)
72	391.19	Airplane Hangar Furniture		—	0.0000%	—	—	—
73	391.2	Data Processing Equipment		—	0.0000%	—	—	—
74	391.2	Oracle Equipment		—	0.0000%	—	—	—
75	391.3	Office Machines		—	0.0000%	—	—	—
76	391.4	Audio Visual Equipment		—	0.0000%	—	—	—
77	391.4	Signature Project		—	0.0000%	—	—	—
78	391.6	Purchased Software		—	0.0000%	—	—	—
79	391.6	Purchased Software (Banner)		—	0.0000%	—	—	—
80	391.6	Ariba Software		—	0.0000%	—	—	—
81	391.6	Dynamic Risk Assessment		—	0.0000%	—	—	—
82	391.6	Enterprise Plan & Budget		—	0.0000%	—	—	—
83	391.6	GIS Development		—	0.0000%	—	—	—
84	391.6	Oracle Software		—	0.0000%	—	—	—
85	391.6	Concur Project		—	0.0000%	—	—	—
86	391.6	Customer Relations Software		—	0.0000%	—	—	—
87	391.6	Purchased Software (PowerPlant)		—	0.0000%	—	—	—
88	391.6	Purchased Software(RiskWorks)		—	0.0000%	—	—	—
89	391.6	Maximo-Leak Detect Sys		—	0.0000%	—	—	—
90	391.6	Foundation Software		—	0.0000%	—	—	—
91	391.6	Journey - Employee - ODC Distrigas		—	0.0000%	—	—	—
92	391.6	Journey - Employee Count		—	0.0000%	—	—	—
93	391.6	Payroll - Time Management		—	0.0000%	—	—	—
94	391.6	AP Software		—	0.0000%	—	—	—
95	391.8	Micro Computer Equipment		—	0.0000%	—	—	—
96	391.81	Aircraft Computer Equipment		—	0.0000%	—	—	—
97	391.9	Computer & Electronic Equip		1,656,846	14.2857%	236,692	1,083,512	573,334
98	391.99	Cloud Computing		—	0.0000%	—	—	—
99	392	Transportation Equipment		24,523,950	6.4300%	—	10,707,501	13,816,449
100	392.2	Transportation Equipment Pickup Trucks and Vans		—	6.4300%	—	—	—
101	392.3	Transport Equip(Trucks 3/4 - 3 Ton)		—	6.4300%	—	—	—
102	392.5	Trailers		—	6.4300%	—	—	—
103	393	Stores Equipment		68,516	6.6667%	4,568	11,541	56,975
104	394	Tools, Shop & Garage		16,304,530	6.6667%	1,086,969	5,450,112	10,854,418
105	394.1	Tools		—	0.0000%	—	—	—
106	394.1	Tools - OPC		—	0.0000%	—	—	—
107	395	CNG Equipment - Laboratory		—	0.0000%	—	(37,480)	37,480
108	396	Major Work Equipment		4,143,841	4.8000%	—	1,419,123	2,724,717
109	396.1	Power Op Equip Rubber Tire		—	0.0000%	—	—	—
110	397	Communication Equipment		34,445,947	6.6667%	2,296,396	15,974,149	18,471,798
111	398	Miscellaneous General Plant		6,349	6.6667%	423	4,731	1,618
112		Subtotal		<u>\$125,656,921</u>		<u>\$4,638,242</u>	<u>\$38,812,207</u>	<u>\$86,844,715</u>
113								
114		TOTAL		<u>\$1,217,464,341</u>		<u>\$35,609,587</u>	<u>\$239,611,227</u>	<u>\$977,853,114</u>
115		Rate Base Adjustments		—		—	—	—
116		Adjusted Total		<u>\$1,217,464,341</u>		<u>\$35,609,587</u>	<u>\$239,611,227</u>	<u>\$977,853,114</u>
117				(A)				
118								
119	(A)	Column (e) includes Rule 8.209 projects in the amount of:		\$2,242,418.25				

Texas Gas Service Company, a Division of ONE Gas, Inc. - Central-Gulf Service Area
Interim Rate Adjustment Application
12 Month Period Ending December 31, 2024
Direct Incremental Investment

Line No.	FERC Account No.	FERC Account Titles	Ref	Change in Gross	Depreciation Rate per GUD No. 17471	Depreciation Expense	Accumulated Depreciation	Net Plant
				Plant As of 12/31/2024				
(a)	(b)	(c)	(d)	(e)	(f)	(g)	(h)	(i) = (e) - (h)
12		1. INTANGIBLE PLANT						
13	301	Organization		\$—	4.0000%	\$—	\$—	\$—
14	301	Organization - OPC		—	6.6670%	—	—	—
15	302	Franchises and Consents		—	4.0200%	—	—	—
16	303	Miscellaneous Intangible Plant		641	4.0600%	26	55,004	(54,363)
17	303	Misc. Intangible - OPC		—	0.0000%	—	—	—
18		Subtotal		<u>\$641.09</u>		<u>\$26.03</u>	<u>\$55,003.60</u>	<u>\$(54,362.51)</u>
19								
20		4. GATHERING AND TRANSMISSION PLANT						
21	365.2	Land and Land Rights		\$—	0.0000%	\$—	\$—	\$—
22	365.1	Land - OPC		—	0.0000%	—	—	—
23	365.2	Rights of Way - OPC		—	1.3000%	—	—	—
24	366	Structures and Improvements		—	0.0000%	—	—	—
25	366.1	Compressor Station Structure - OPC		—	4.0400%	—	—	—
26	367	Mains		1,404,165	2.6600%	37,351	239,052	1,165,112
27	367	Mains - OPC		—	1.7500%	—	18,137	(18,137)
28	369	Meas. and Reg. Station Equipment		1,449,504	3.4300%	49,718	117,562	1,331,942
29	369	Measure/Reg. Station Equipment - OPC		—	1.8300%	—	76,912	(76,912)
30	369.1	Measuring Station Equipment - OPC		—	2.6200%	—	(0)	0
31	371	Other Equipment		—	0.0000%	—	—	—
32	371	Other Equipment - OPC		—	0.0000%	—	—	—
33		Subtotal		<u>\$2,853,669</u>		<u>\$87,069</u>	<u>\$451,664</u>	<u>\$2,402,005</u>
34								
35		5. DISTRIBUTION PLANT						
36	374	Land and Land Rights		\$—	0.0000%	\$—	\$—	\$—
37	374.1	Land		—	0.0000%	—	—	—
38	374.2	Land Rights		8,330	0.0000%	—	83	8,247
39	375	Structures & Improvements		—	0.0000%	—	—	—
40	375.1	Structures and Improvements		916	3.0900%	28	808	108
41	375.2	Other System Structures		(1,711,547)	2.3800%	(40,833)	37,357	(1,748,905)
42	376	Mains		78,635,225	2.2300%	1,753,566	5,870,757	72,764,468
43	376.9	Mains - Cathodic Protection Anodes		1,239,002	6.6667%	82,600	908,235	330,766
44	377	Compressor Station Equipment		—	0.0000%	—	—	—
45	378	Meas. and Reg. Station Equipment - General		2,084,520	2.1300%	44,400	469,435	1,615,084
46	379	Meas. and Reg. Stations Equipment - City Gates		127,663	1.9700%	2,515	39,515	88,148
47	380	Services		40,649,724	3.1600%	1,284,531	2,666,551	37,983,174
48	380.1	Services		16,553	3.1600%	523	—	16,553
49	380.2	Comm Service Line Equip		764,665	3.1600%	24,163	—	764,665
50	380.4	Yard Lines - Customer Svc		(122,575)	3.1600%	(3,873)	—	(122,575)
51	380.6	Services - Tie-Ins		—	3.1600%	—	—	—
52	381	Meters		7,201,543	4.0800%	293,823	3,295,654	3,905,888
53	382	Meter Installations		(7,013)	4.0400%	(283)	(2,717)	(4,296)
54	383	Regulators		1,857,194	3.4000%	63,145	211,161	1,646,033
55	385	Industrial Meas. and Reg. Station Equipment		923,414	2.3800%	21,977	319,157	604,257
56	386	Other Property and Equipment		—	11.8900%	—	9,002	(9,002)
57	387	Meas. & Reg. Stat. Equipment		—	0.0000%	—	—	—
58		Subtotal		<u>\$131,667,612</u>		<u>\$3,526,282</u>	<u>\$13,824,998</u>	<u>\$117,842,614</u>
59								
60		6. GENERAL PLANT						
61	389	Land & Land Rights		\$—	0.0000%	\$—	\$—	\$—
62	389.1	Land & Land Rights		(242)	0.0000%	—	—	(242)
63	390	Structures & Improvements		—	0.0000%	—	—	—
64	390.1	Structures & Improvements		2,181,790	2.5200%	54,981	737,809	1,443,981
65	390.17	Building Improve Plum		—	0.0000%	—	—	—
66	390.2	Leasehold Improvement		—	0.0000%	—	—	—
67	390.2	Lease Incentive		—	0.0000%	—	—	—
68	390.21	Leasehold Equipment EOL		—	0.0000%	—	—	—
69	391	Office Furniture & Equipment		—	0.0000%	—	—	—
70	391.1	Office Furniture & Equipment		4,596	6.6667%	306	149,114	(144,518)
71	391.1	Office Furniture & Equipment - OPC		—	0.0000%	—	—	—
72	391.19	Airplane Hangar Furniture		—	0.0000%	—	—	—

Texas Gas Service Company, a Division of ONE Gas, Inc. - Central-Gulf Service Area
Interim Rate Adjustment Application
12 Month Period Ending December 31, 2024
Direct Incremental Investment

Line No.	FERC Account No.	FERC Account Titles	Ref	Change in Gross	Depreciation Rate	Depreciation	Accumulated	Net Plant
				Plant As of 12/31/2024	per GUD No. 17471	Expense	Depreciation	
(a)	(b)	(c)	(d)	(e)	(f)	(g)	(h)	(i) = (e) - (h)
73	391.2	Data Processing Equipment		—	0.0000%	—	—	—
74	391.2	Oracle Equipment		—	0.0000%	—	—	—
75	391.3	Office Machines		—	0.0000%	—	—	—
76	391.4	Audio Visual Equipment		—	0.0000%	—	—	—
77	391.4	Signature Project		—	0.0000%	—	—	—
78	391.6	Purchased Software		—	0.0000%	—	—	—
79	391.6	Purchased Software (Banner)		—	0.0000%	—	—	—
80	391.6	Ariba Software		—	0.0000%	—	—	—
81	391.6	Dynamic Risk Assessment		—	0.0000%	—	—	—
82	391.6	Enterprise Plan & Budget		—	0.0000%	—	—	—
83	391.6	GIS Development		—	0.0000%	—	—	—
84	391.6	Oracle Software		—	0.0000%	—	—	—
85	391.6	Concur Project		—	0.0000%	—	—	—
86	391.6	Customer Relations Software		—	0.0000%	—	—	—
87	391.6	Purchased Software (PowerPlant)		—	0.0000%	—	—	—
88	391.6	Purchased Software(RiskWorks)		—	0.0000%	—	—	—
89	391.6	Maximo-Leak Detect Sys		—	0.0000%	—	—	—
90	391.6	Foundation Software		—	0.0000%	—	—	—
91	391.6	Journey - Employee - ODC Distrigas		—	0.0000%	—	—	—
92	391.6	Journey - Employee Count		—	0.0000%	—	—	—
93	391.6	Payroll - Time Management		—	0.0000%	—	—	—
94	391.6	AP Software		—	0.0000%	—	—	—
95	391.8	Micro Computer Equipment		—	0.0000%	—	—	—
96	391.81	Aircraft Computer Equipment		—	0.0000%	—	—	—
97	391.9	Computer & Electronic Equip		(362,644)	14.2857%	(51,806)	(4,832)	(357,812)
98	391.99	Cloud Computing		—	0.0000%	—	—	—
99	392	Transportation Equipment		(491,295)	6.4300%	—	988,666	(1,479,960)
100	392.2	Transportation Equipment Pickup Trucks and Vans		—	6.4300%	—	—	—
101	392.3	Transport Equip(Trucks 3/4 - 3 Ton)		—	6.4300%	—	—	—
102	392.5	Trailers		—	6.4300%	—	—	—
103	393	Stores Equipment		(55,245)	6.6667%	(3,683)	3,942	(59,187)
104	394	Tools, Shop & Garage		923,211	6.6667%	61,547	890,878	32,333
105	394.1	Tools		—	0.0000%	—	—	—
106	394.1	Tools - OPC		—	0.0000%	—	—	—
107	395	CNG Equipment - Laboratory		—	0.0000%	—	—	—
108	396	Major Work Equipment		611,772	4.8000%	—	74,929	536,843
109	396.1	Power Op Equip Rubber Tire		—	0.0000%	—	—	—
110	397	Communication Equipment		(178,344)	6.6667%	(11,890)	1,901,489	(2,079,834)
111	398	Miscellaneous General Plant		—	6.6667%	—	423	(423)
112		Subtotal		<u>\$2,633,599</u>		<u>\$49,456</u>	<u>\$4,742,419</u>	<u>\$(2,108,820)</u>
113								
114		TOTAL		<u>\$137,155,521</u>		<u>\$3,662,833</u>	<u>\$19,074,084</u>	<u>\$118,081,437</u>
115		Rate Base Adjustments		<u>\$—</u>	0.0000%	<u>\$—</u>	<u>\$—</u>	<u>\$—</u>
116		Adjusted Total		<u>\$137,155,521</u>		<u>\$3,662,833</u>	<u>\$19,074,084</u>	<u>\$118,081,437</u>
117				(A)				
118								
119	(A)	Column (e) includes Rule 8.209 projects in the amount of:	\$	393,746				

Texas Gas Service Company, a Division of ONE Gas, Inc. - Central-Gulf Service Area
Interim Rate Adjustment Application
12 Month Period Ending December 31, 2024
Division Initial Plant

Line No.	FERC Account No.	FERC Account Titles	Ref	Gross Plant Per Case No. 17471 As of 12/31/2023	Depreciation Rate per GUD No. 17471	Depreciation Expense	Accumulated Depreciation	Net Plant	Allocation Factor	Allocated Gross Plant	Allocated Depreciation Expense	Allocated Accumulated Depreciation	Allocated Net Plant	Service Area Factors 12/31/2022	Increase or decrease in service area allocation factor from 2022-2023	Increase or decrease in allocated gross plant from last filing	Increase or decrease in allocated depr expense from last filing	Increase or decrease in accumulated depr from last filing	Increase or decrease in allocated net plant from last filing
(a)	(b)	(c)	(d)	(e)	(f)	(g)	(h)	(i) (e) - (h)	(j)	(k) (e) x (j)	(l) (g) x (j)	(m) (h) x (j)	(n) (i) x (j)	(o)	(p) (o) - (j)	(q) (p) x (e)	(r) (p) x (g)	(s) (p) x (h)	(t) (q) - (s)
1. INTANGIBLE PLANT																			
12																			
13	301	Organization		\$—	0.0000%	\$—	\$—	\$—	46.73620%	\$—	\$—	\$—	\$—	46.72780%	(0.0084)%	\$—	\$—	\$—	\$—
14	301	Organization- OPC		—	0.0000%	—	—	—	46.73620%	—	—	—	—	46.72780%	(0.0084)%	—	—	—	—
15	302	Franchises & Consents		—	0.0000%	—	—	—	46.73620%	—	—	—	—	46.72780%	(0.0084)%	—	—	—	—
16	303	Misc. Intangible		—	0.0000%	—	—	—	46.73620%	—	—	—	—	46.72780%	(0.0084)%	—	—	—	—
17	303	Misc. Intangible- OPC		—	0.0000%	—	—	—	46.73620%	—	—	—	—	46.72780%	(0.0084)%	—	—	—	—
18		Subtotal		<u>\$—</u>		<u>\$—</u>	<u>\$—</u>	<u>\$—</u>		<u>\$—</u>	<u>\$—</u>	<u>\$—</u>	<u>\$—</u>			<u>\$—</u>	<u>\$—</u>	<u>\$—</u>	<u>\$—</u>
4. GATHERING AND TRANSMISSION																			
21	365.2	Land & Land Rights		\$—	0.0000%	\$—	\$—	\$—	46.73620%	\$—	\$—	\$—	\$—	46.72780%	(0.0084)%	\$—	\$—	\$—	\$—
22	365.1	Land - OPC		—	0.0000%	—	—	—	46.73620%	—	—	—	—	46.72780%	(0.0084)%	—	—	—	—
23	365.2	Rights of Way - OPC		—	0.0000%	—	—	—	46.73620%	—	—	—	—	46.72780%	(0.0084)%	—	—	—	—
24	366	Meas/Reg Station Structures		—	0.0000%	—	—	—	46.73620%	—	—	—	—	46.72780%	(0.0084)%	—	—	—	—
25	366.1	Compressor Station Structure - OPC		—	0.0000%	—	—	—	46.73620%	—	—	—	—	46.72780%	(0.0084)%	—	—	—	—
26	367	Mains		—	0.0000%	—	—	—	46.73620%	—	—	—	—	46.72780%	(0.0084)%	—	—	—	—
27	367	Mains- OPC		—	0.0000%	—	—	—	46.73620%	—	—	—	—	46.72780%	(0.0084)%	—	—	—	—
28	369	Meas & Reg Stations Equip		—	0.0000%	—	—	—	46.73620%	—	—	—	—	46.72780%	(0.0084)%	—	—	—	—
29	369	Measure/Reg. Station Equipment - OPC		—	0.0000%	—	—	—	46.73620%	—	—	—	—	46.72780%	(0.0084)%	—	—	—	—
30	369.1	Measuring Station Equipment - OPC		—	0.0000%	—	—	—	46.73620%	—	—	—	—	46.72780%	(0.0084)%	—	—	—	—
31	371	Other Equipment		—	0.0000%	—	—	—	46.73620%	—	—	—	—	46.72780%	(0.0084)%	—	—	—	—
32	371	Other Equipment - OPC		—	0.0000%	—	—	—	46.73620%	—	—	—	—	46.72780%	(0.0084)%	—	—	—	—
33		Subtotal		<u>\$—</u>		<u>\$—</u>	<u>\$—</u>	<u>\$—</u>		<u>\$—</u>	<u>\$—</u>	<u>\$—</u>	<u>\$—</u>			<u>\$—</u>	<u>\$—</u>	<u>\$—</u>	<u>\$—</u>
5. DISTRIBUTION PLANT																			
36	374	Land & Land Rights		\$—	0.0000%	\$—	\$—	\$—	46.73620%	\$—	\$—	\$—	\$—	46.72780%	(0.0084)%	\$—	\$—	\$—	\$—
37	374.1	Land		—	0.0000%	—	—	—	46.73620%	—	—	—	—	46.72780%	(0.0084)%	—	—	—	—
38	374.2	Land Rights		—	0.0000%	—	—	—	46.73620%	—	—	—	—	46.72780%	(0.0084)%	—	—	—	—
39	375	Structures & Improvements		—	0.0000%	—	—	—	46.73620%	—	—	—	—	46.72780%	(0.0084)%	—	—	—	—
40	375.1	Structures & Improvements		—	0.0000%	—	—	—	46.73620%	—	—	—	—	46.72780%	(0.0084)%	—	—	—	—
41	375.2	Other System Structures		—	0.0000%	—	—	—	46.73620%	—	—	—	—	46.72780%	(0.0084)%	—	—	—	—
42	376	Mains		—	0.0000%	—	—	—	46.73620%	—	—	—	—	46.72780%	(0.0084)%	—	—	—	—
43	376.9	Mains - Cathodic Protection Anodes		—	0.0000%	—	—	—	46.73620%	—	—	—	—	46.72780%	(0.0084)%	—	—	—	—
44	377	Compressor Station Equipment		—	0.0000%	—	—	—	46.73620%	—	—	—	—	46.72780%	(0.0084)%	—	—	—	—
45	378	Meas. & Reg. Station - General		—	0.0000%	—	—	—	46.73620%	—	—	—	—	46.72780%	(0.0084)%	—	—	—	—
46	379	Meas. & Reg. Station - C.G.		—	0.0000%	—	—	—	46.73620%	—	—	—	—	46.72780%	(0.0084)%	—	—	—	—
47	380	Services		—	0.0000%	—	—	—	46.73620%	—	—	—	—	46.72780%	(0.0084)%	—	—	—	—
48	380.1	Ind Service Line Equip		—	0.0000%	—	—	—	46.73620%	—	—	—	—	46.72780%	(0.0084)%	—	—	—	—
49	380.2	Comm Service Line Equip		—	0.0000%	—	—	—	46.73620%	—	—	—	—	46.72780%	(0.0084)%	—	—	—	—
50	380.4	Yard Lines-Customer Svc		—	0.0000%	—	—	—	46.73620%	—	—	—	—	46.72780%	(0.0084)%	—	—	—	—
51	380.6	Services - Tie-Ins Total		—	0.0000%	—	—	—	46.73620%	—	—	—	—	46.72780%	(0.0084)%	—	—	—	—
52	381	Meters		—	0.0000%	—	—	—	46.73620%	—	—	—	—	46.72780%	(0.0084)%	—	—	—	—
53	382	Meter Installations		—	0.0000%	—	—	—	46.73620%	—	—	—	—	46.72780%	(0.0084)%	—	—	—	—
54	383	House Regulators		—	0.0000%	—	—	—	46.73620%	—	—	—	—	46.72780%	(0.0084)%	—	—	—	—
55	385	Indust Meas & Reg Stat Equip		—	0.0000%	—	—	—	46.73620%	—	—	—	—	46.72780%	(0.0084)%	—	—	—	—
56	386	Other Property on Customer Premises		—	0.0000%	—	—	—	46.73620%	—	—	—	—	46.72780%	(0.0084)%	—	—	—	—
57	387	Meas. & Reg. Stat. Equipment		—	0.0000%	—	—	—	46.73620%	—	—	—	—	46.72780%	(0.0084)%	—	—	—	—
58		Subtotal		<u>\$—</u>		<u>\$—</u>	<u>\$—</u>	<u>\$—</u>		<u>\$—</u>	<u>\$—</u>	<u>\$—</u>	<u>\$—</u>			<u>\$—</u>	<u>\$—</u>	<u>\$—</u>	<u>\$—</u>
6. GENERAL PLANT																			
61	389	Land & Land Rights		\$434,697	0.0000%	\$—	\$—	\$434,697	46.73620%	\$203,161	\$—	\$—	\$203,161	46.72780%	(0.0084)%	\$ (37)	\$—	\$—	\$ (37)
62	389.1	Land & Land Rights		—	0.0000%	—	—	—	46.73620%	—	—	—	—	46.72780%	(0.0084)%	—	—	—	—
63	390	Structures & Improvements		—	0.0000%	—	—	—	46.73620%	—	—	—	—	46.72780%	(0.0084)%	—	—	—	—
64	390.1	Structures & Improvements		4,547,875	2.5600%	116,426	492,838	4,055,037	46.73620%	2,125,504	54,413	230,334	1,895,170	46.72780%	(0.0084)%	(382)	(10)	(41)	(341)
65	390.17	Building Improve Plumb		—	0.0000%	—	—	—	46.73620%	—	—	—	—	46.72780%	(0.0084)%	—	—	—	—
66	390.2	Leasehold Improvement		252,484	2.6864%	6,783	235,494	16,990	46.73620%	118,001	3,170	110,061	7,940	46.72780%	(0.0084)%	(21)	(1)	(20)	(1)
67	390.2	Lease Incentive		—	0.0000%	—	—	—	46.73620%	—	—	—	—	46.72780%	(0.0084)%	—	—	—	—
68	390.21	Leasehold Equipment EOL		—	0.0000%	—	—	—	46.73620%	—	—	—	—	46.72780%	(0.0084)%	—	—	—	—
69	391	Office Furniture & Equipment		—	0.0000%	—	—	—	46.73620%	—	—	—	—	46.72780%	(0.0084)%	—	—	—	—
70	391.1	Office Furniture & Equipment		2,568,221	6.6667%	171,215	721,926	1,846,295	46.73620%	1,200,289	80,019	337,401	862,888	46.72780%	(0.0084)%	(216)	(14)	(61)	(155)
71	391.1	Office Furniture & Equipment - OPC		—	0.0000%	—	—	—	46.73620%	—	—	—	—	46.72780%	(0.0084)%	—	—	—	—
72	391.19	Airplane Hangar Furniture		—	0.0000%	—	—	—	46.73620%	—	—	—	—	46.72780%	(0.0084)%	—	—	—	—
73	391.2	Data Processing Equipment		—	0.0000%	—	—	—	46.73620%	—	—	—	—	46.72780%	(0.0084)%	—	—	—	—
74	391.2	Oracle Equipment		—	0.0000%	—	—	—	46.73620%	—	—	—	—	46.72780%	(0.0084)%	—	—	—	—
75	391.3	Office Machines		—	0.0000%	—	—	—	46.73620%	—	—	—	—	46.72780%	(0.0084)%	—	—	—	—
76	391.4	Audio Visual Equipment		—	0.0000%	—	—	—	46.73620%	—	—	—	—	46.72780%	(0.0084)%	—	—	—	—
77	391.4	Signature Project		—	0.0000%	—	—	—	46.73620%	—	—	—	—	46.72780%	(0.0084)%	—	—	—	—
78	391.6	Purchased Software		—	0.0000%	—	—	—	46.73620%	—	—	—	—	46.72780%	(0.0084)%	—	—	—	—
79	391.6	Purchased Software (Banner)		—	0.0000%	—	—	—	46.73620%	—	—	—	—	46.72780%	(0.0084)%	—	—	—	—
80	391.6	Arriba Software		—	0.0000%	—	—	—	46.73620%	—	—	—	—	46.72780%	(0.0084)%	—	—	—	—
81	391.6	Dynamic Risk Assessment		—	0.0000%	—	—	—	46.73620%	—	—	—	—	46.72780%	(0.0084)%	—	—	—	—

Texas Gas Service Company, a Division of ONE Gas, Inc. - Central-Gulf Service Area
Interim Rate Adjustment Application
12 Month Period Ending December 31, 2024
Division Initial Plant

Line No.	FERC Account No.	FERC Account Titles	Ref	Gross Plant Per		Depreciation Expense	Accumulated Depreciation	Net Plant	Allocation Factor	Allocated Gross Plant	Allocated Depreciation Expense	Allocated Accumulated Depreciation	Allocated Net Plant	Service Area Factors 12/31/2022	Increase or decrease in service area allocation factor from 2022-2023	Increase or decrease in allocated gross plant from last filing	Increase or decrease in allocated depr expense from last filing	Increase or decrease in accumulated depr from last filing	Increase or decrease in allocated net plant from last filing	
				Case No. 17471 As of 12/31/2023	Depreciation Rate per GUD No. 17471															
(a)	(b)	(c)	(d)	(e)	(f)	(g)	(h)	(i)	(j)	(k)	(l)	(m)	(n)	(o)	(p)	(q)	(r)	(s)	(t)	
82	391.6	Enterprise Plan & Budget			0.0000%				46.73620%					46.72780%	(0.0084)%					
83	391.6	GIS Development			0.0000%				46.73620%					46.72780%	(0.0084)%					
84	391.6	Oracle Software			0.0000%				46.73620%					46.72780%	(0.0084)%					
85	391.6	Concur Project			0.0000%				46.73620%					46.72780%	(0.0084)%					
86	391.6	Customer Relations Software			0.0000%				46.73620%					46.72780%	(0.0084)%					
87	391.6	Purchased Software (PowerPlant)			0.0000%				46.73620%					46.72780%	(0.0084)%					
88	391.6	Purchased Software(RiskWorks)			0.0000%				46.73620%					46.72780%	(0.0084)%					
89	391.6	Maximo-Leak Detect Sys			0.0000%				46.73620%					46.72780%	(0.0084)%					
90	391.6	Foundation Software			0.0000%				46.73620%					46.72780%	(0.0084)%					
91	391.6	Journey - Employee - ODC Distrigas			0.0000%				46.73620%					46.72780%	(0.0084)%					
92	391.6	Journey - Employee Count			0.0000%				46.73620%					46.72780%	(0.0084)%					
93	391.6	Payroll - Time Management			0.0000%				46.73620%					46.72780%	(0.0084)%					
94	391.6	AP Software			0.0000%				46.73620%					46.72780%	(0.0084)%					
95	391.8	Micro Computer Equipment			0.0000%				46.73620%					46.72780%	(0.0084)%					
96	391.81	Aircraft Computer Equipment			0.0000%				46.73620%					46.72780%	(0.0084)%					
97	391.9	Computer & Electronic Equip		2,646,310	14.2857%	378,044	985,307	1,661,003	46.73620%	1,236,785	176,684	460,495	776,290	46.72780%	(0.0084)%	(222)	(32)	(83)	(140)	
98	391.99	Cloud Computing			0.0000%				46.73620%					46.72780%	(0.0084)%					
99	392	Transportation Equipment			0.0000%				46.73620%					46.72780%	(0.0084)%					
100	392.2	Transportation Equipment Pickup Trucks and Motor			0.0000%				46.73620%					46.72780%	(0.0084)%					
101	392.3	Transport Equip(Trucks 3/4 - 3 Ton)			0.0000%				46.73620%					46.72780%	(0.0084)%					
102	392.5	Trailers			0.0000%				46.73620%					46.72780%	(0.0084)%					
103	393	Stores Equipment			0.0000%				46.73620%					46.72780%	(0.0084)%					
104	394	Tools, Shop & Garage		99,966	6.6667%	6,664	11,791	88,175	46.73620%	46,720	3,115	5,511	41,210	46.72780%	(0.0084)%	(8)	(1)	(1)	(7)	
105	394.1	Tools			0.0000%				46.73620%					46.72780%	(0.0084)%					
106	394.1	Tools - OPC			0.0000%				46.73620%					46.72780%	(0.0084)%					
107	395	CNG Equipment - Laboratory			0.0000%				46.73620%					46.72780%	(0.0084)%					
108	396	Major Work Equipment			0.0000%				46.73620%					46.72780%	(0.0084)%					
109	396.1	Power Op Equip Rubber Tire			0.0000%				46.73620%					46.72780%	(0.0084)%					
110	397	Communication Equipment		822,208	6.6667%	54,814	529,928	292,280	46.73620%	384,269	25,618	247,668	136,600	46.72780%	(0.0084)%	(69)	(5)	(45)	(25)	
111	398	Miscellaneous General Plant			6.6667%				46.73620%					46.72780%	(0.0084)%					
112		Subtotal		\$11,371,762		\$733,946	\$2,977,285	\$8,394,477		\$5,314,729	\$343,018	\$1,391,470	\$3,923,260				\$(955)	\$(62)	\$(250)	\$(705)
113																				
114		TOTAL		\$11,371,762		\$733,946	\$2,977,285	\$8,394,477	46.73620%	\$5,314,729	\$343,018	\$1,391,470	\$3,923,260				\$(955)	\$(62)	\$(250)	\$(705)
115		Rate Base Adjustments			0.0000%															
116		Adjusted Total		\$11,371,762		\$—	\$2,977,285	\$8,394,477	46.73620%	\$5,314,729	\$343,018	\$1,391,470	\$3,923,260							

Texas Gas Service Company, a Division of ONE Gas, Inc. - Central-Gulf Service Area
Interim Rate Adjustment Application
12 Month Period Ending December 31, 2024
Corporate Initial Plant

Line No.	FERC Account No.	FERC Account Titles	Ref	Gross Plant Per Case No. 17471		Depreciation Expense	Accumulated Depreciation	Net Plant	Allocation Factor	Allocated Gross Plant	Allocated Depr Expense	Allocated Accumulated Depreciation	Allocated Net Plant	Service Area Factors 12/31/2023	Increase or decrease in service area allocation factor from 2022-2023	Increase or decrease in allocated gross plant from last filing	Increase or decrease in allocated depr expense from last filing	Increase or decrease in allocated accumulated depreciation from last filing	Increase or decrease in allocated net plant from last filing
				As of 12/31/2023	Depr Rate per GUD No. 17471														
(a)	(b)	(c)	(d)	(e)	(f)	(g)	(h)	(i)	(j)	(k)	(l)	(m)	(n)	(o)	(p)	(q)	(r)	(s)	(t)
89	391.6	Maximo-Leak Detect Sys		1,271,252	7.6923%	97,789	786,965	484,287	46.73620%	594,135	45,703	367,797	226,337	46.72780%	-0.00840%	(107)	(8)	(66)	(41)
90	391.6	Foundation Software		—	7.6923%	—	—	—	46.73620%	—	—	—	—	46.72780%	-0.00840%	—	—	—	—
91	391.6	Journey - Employee - ODC Distriags		19,993,925	7.6923%	1,537,994	14,086,509	5,907,416	46.73620%	9,344,401	718,800	6,583,499	2,760,902	46.72780%	-0.00840%	(1,679)	(129)	(1,183)	(496)
92	391.6	Journey - Employee Count		545,917	7.6923%	41,994	424,568	121,349	46.73620%	255,141	19,626	198,427	56,714	46.72780%	-0.00840%	(46)	(4)	(36)	(10)
93	391.6	Payroll - Time Management		871,271	7.6923%	67,021	185,777	685,494	46.73620%	407,199	31,323	86,825	320,374	46.72780%	-0.00840%	(73)	(6)	(16)	(58)
94	391.6	AP Software		396,961	7.6923%	30,535	137,977	258,984	46.73620%	185,525	14,271	64,485	121,039	46.72780%	-0.00840%	(33)	(3)	(12)	(22)
95	391.8	Micro Computer Equipment		7,728,632	20.0000%	1,545,726	2,860,635	4,867,997	46.73620%	3,612,069	722,414	1,336,952	2,275,117	46.72780%	-0.00840%	(649)	(130)	(240)	(409)
96	391.81	Aircraft Computer Equipment		—	0.0000%	—	—	—	46.73620%	—	—	—	—	46.72780%	-0.00840%	—	—	—	—
97	391.9	Computer & Electronic Equip		—	0.0000%	—	—	—	46.73620%	—	—	—	—	46.72780%	-0.00840%	—	—	—	—
98	391.99	Cloud Computing		618,218	7.6923%	47,555	68,496	549,722	46.73620%	288,932	22,226	32,012	256,919	46.72780%	-0.00840%	(52)	(4)	(6)	(46)
99	392	Transportation Equipment		—	0.0000%	—	—	—	46.73620%	—	—	—	—	46.72780%	-0.00840%	—	—	—	—
100	392.2	Transportation Equipment Pickup Trucks and Vans		—	16.6667%	—	—	—	46.73620%	—	—	—	—	46.72780%	-0.00840%	—	—	—	—
101	392.3	Transport Equip(Trucks 3/4 - 3 Ton)		—	0.0000%	—	—	—	46.73620%	—	—	—	—	46.72780%	-0.00840%	—	—	—	—
102	392.5	Trailers		—	0.0000%	—	—	—	46.73620%	—	—	—	—	46.72780%	-0.00840%	—	—	—	—
103	393	Stores Equipment		(24)	0.0000%	—	—	(24)	46.73620%	(11)	—	—	(11)	46.72780%	-0.00840%	0	—	—	0
104	394	Tools, Shop & Garage		169,334	6.6667%	11,289	15,320	154,014	46.73620%	79,140	5,276	7,160	71,980	46.72780%	-0.00840%	(14)	(1)	(1)	(13)
105	394.1	Tools		—	0.0000%	—	—	—	46.73620%	—	—	—	—	46.72780%	-0.00840%	—	—	—	—
106	394.1	Tools - OPC		—	0.0000%	—	—	—	46.73620%	—	—	—	—	46.72780%	-0.00840%	—	—	—	—
107	395	CNG Equipment - Laboratory		—	0.0000%	—	—	—	46.73620%	—	—	—	—	46.72780%	-0.00840%	—	—	—	—
108	396	Major Work Equipment		—	0.0000%	—	—	—	46.73620%	—	—	—	—	46.72780%	-0.00840%	—	—	—	—
109	396.1	Power Op Equip Rubber Tire		—	0.0000%	—	—	—	46.73620%	—	—	—	—	46.72780%	-0.00840%	—	—	—	—
110	397	Communication Equipment		29,455	5.0000%	1,473	8,393	21,062	46.73620%	13,766	688	3,923	9,844	46.72780%	-0.00840%	(2)	(0)	(1)	(2)
111	398	Miscellaneous General Plant		—	0.0000%	—	—	—	46.73620%	—	—	—	—	46.72780%	-0.00840%	—	—	—	—
112		Subtotal		\$85,431,956	0.0000%	\$7,641,942	\$39,481,285	\$45,950,671		\$39,927,650	\$3,571,553	\$18,452,052	\$21,475,598			\$(7,176)	\$(642)	\$(3,316)	\$(3,860)
113																			
114		TOTAL		\$85,431,956	0.0000%	\$7,641,942	\$39,481,285	\$45,950,671		\$39,927,650	\$3,571,553	\$18,452,052	\$21,475,598						
115		Rate Base Adjustments		—	—	—	—	—	46.73620%	—	—	—	—	—	—	—	—	—	—
116		Adjusted Total		\$85,431,956		\$7,641,942	\$39,481,285	\$45,950,671		\$39,927,650	\$3,571,553	\$18,452,052	\$21,475,598						

Texas Gas Service Company, a Division of ONE Gas, Inc. - Central-Gulf Service Area
Interim Rate Adjustment Application
12 Month Period Ending December 31, 2024
Division Current Plant

Line No.	FERC Account No.	FERC Account Titles	Ref	Gross Plant As of 12/31/2024	Depreciation Rate per GUD No. 17471	Depreciation Expense	Accumulated Depreciation	Net Plant	Allocation Factor	Allocated Gross Plant	Allocated Depreciation Expense	Allocated Accumulated Depreciation	Allocated Net Plant
(a)	(b)	(c)	(d)	(e)	(f)	(g)	(h)	(i)	(j)	(k)	(l)	(m)	(n)
12		1. INTANGIBLE PLANT											
13	301	Organization		\$—	0.0000%	\$—	\$—	\$—	46.7278%	\$—	\$—	\$—	\$—
14	301	Organization- OPC		—	0.0000%	—	—	—	46.7278%	—	—	—	—
15	302	Franchises and Consents		—	0.0000%	—	—	—	46.7278%	—	—	—	—
16	303	Miscellaneous Intangible Plant		—	0.0000%	—	—	—	46.7278%	—	—	—	—
17				—	0.0000%	—	—	—	46.7278%	—	—	—	—
18		Subtotal		\$—		\$—	\$—	\$—	46.7278%	\$—	\$—	\$—	\$—
19													
20		4. GATHERING AND TRANSMISSION PLANT											
21	365.2	Land & Land Rights		\$—	0.0000%	\$—	\$—	\$—	46.7278%	\$—	\$—	\$—	\$—
22	365.1	Land - OPC		—	0.0000%	—	—	—	46.7278%	—	—	—	—
23	365.2	Rights of Way - OPC		—	0.0000%	—	—	—	46.7278%	—	—	—	—
24	366	Meas/Reg Station Structures		—	0.0000%	—	—	—	46.7278%	—	—	—	—
25	366.1	Compressor Station Structure - OPC		—	0.0000%	—	—	—	46.7278%	—	—	—	—
26	367	Mains		—	0.0000%	—	—	—	46.7278%	—	—	—	—
27	367	Mains -OPC		—	0.0000%	—	—	—	46.7278%	—	—	—	—
28	369	Meas & Reg Stations Equip		—	0.0000%	—	—	—	46.7278%	—	—	—	—
29	369	Measure/Reg. Station Equipment - OPC		—	0.0000%	—	—	—	46.7278%	—	—	—	—
30	369.1	Measuring Station Equipment - OPC		—	0.0000%	—	—	—	46.7278%	—	—	—	—
31	371	Other Equipment		—	0.0000%	—	—	—	46.7278%	—	—	—	—
32	371	Other Equipment - OPC		—	0.0000%	—	—	—	46.7278%	—	—	—	—
33		Subtotal		\$—		\$—	\$—	\$—	46.7278%	\$—	\$—	\$—	\$—
34													
35		5. DISTRIBUTION PLANT											
36	374	Land & Land Rights		\$—	0.0000%	\$—	\$—	\$—	46.7278%	\$—	\$—	\$—	\$—
37	374.1	Land		—	0.0000%	—	—	—	46.7278%	—	—	—	—
38	374.2	Land Rights		—	0.0000%	—	—	—	46.7278%	—	—	—	—
39	375	Structures & Improvements		—	0.0000%	—	—	—	46.7278%	—	—	—	—
40	375.1	Structures & Improvements		—	0.0000%	—	—	—	46.7278%	—	—	—	—
41	375.2	Other System Structures		—	0.0000%	—	—	—	46.7278%	—	—	—	—
42	376	Mains		—	0.0000%	—	—	—	46.7278%	—	—	—	—
43	376.9	Mains - Cathodic Protection Anodes		—	0.0000%	—	—	—	46.7278%	—	—	—	—
44	377	Compressor Station Equipment		—	0.0000%	—	—	—	46.7278%	—	—	—	—
45	378	Meas. & Reg. Station - General		—	0.0000%	—	—	—	46.7278%	—	—	—	—
46	379	Meas. & Reg. Station - C.G.		—	0.0000%	—	—	—	46.7278%	—	—	—	—
47	380	Services		—	0.0000%	—	—	—	46.7278%	—	—	—	—
48	380.1	Ind Service Line Equip		—	0.0000%	—	—	—	46.7278%	—	—	—	—
49	380.2	Comm Service Line Equip		—	0.0000%	—	—	—	46.7278%	—	—	—	—
50	380.4	Yard Lines-Customer Svc		—	0.0000%	—	—	—	46.7278%	—	—	—	—
51	380.6	Services - Tie-Ins Total		—	0.0000%	—	—	—	46.7278%	—	—	—	—
52	381	Meters		—	0.0000%	—	—	—	46.7278%	—	—	—	—
53	382	Meter Installations		—	0.0000%	—	—	—	46.7278%	—	—	—	—
54	383	House Regulators		—	0.0000%	—	—	—	46.7278%	—	—	—	—
55	385	Indust Meas & Reg Stat Equip		—	0.0000%	—	—	—	46.7278%	—	—	—	—
56	386	Other Property on Customer Premises		—	0.0000%	—	—	—	46.7278%	—	—	—	—
57	387	Meas. & Reg. Stat. Equipment		—	0.0000%	—	—	—	46.7278%	—	—	—	—
58		Subtotal		\$—		\$—	\$—	\$—	46.7278%	\$—	\$—	\$—	\$—
59													
60		6. GENERAL PLANT											
61	389	Land & Land Rights		\$434,697	0.0000%	\$—	\$—	\$434,697	46.7278%	\$203,124	\$—	\$—	\$203,124
62	389.1	Land & Land Rights		—	0.0000%	—	—	—	46.7278%	—	—	—	—
63	390	Structures & Improvements		—	0.0000%	—	—	—	46.7278%	—	—	—	—

Texas Gas Service Company, a Division of ONE Gas, Inc. - Central-Gulf Service Area
Interim Rate Adjustment Application
12 Month Period Ending December 31, 2024
Division Current Plant

Line No.	FERC Account No.	FERC Account Titles	Ref	Gross Plant As of 12/31/2024	Depreciation Rate per GUD No. 17471	Depreciation Expense	Accumulated Depreciation	Net Plant	Allocation Factor	Allocated Gross Plant	Allocated Depreciation Expense	Allocated Accumulated Depreciation	Allocated Net Plant
(a)	(b)	(c)	(d)	(e)	(f)	(g)	(h)	(i)	(j)	(k)	(l)	(m)	(n)
64	390.1	Structures & Improvements		4,587,969	2.5600%	117,452	612,742	3,975,228	46.7278%	2,143,857	54,883	286,321	1,857,537
65	390.17	Building Improve Plum		—	0.0000%	—	—	—	46.7278%	—	—	—	—
66	390.2	Leasehold Improvement		252,484	2.6864%	—	252,484	—	46.7278%	117,980	—	117,980	—
67	390.2	Lease Incentive		—	0.0000%	—	—	—	46.7278%	—	—	—	—
68	390.21	Leasehold Equipment EOL		—	0.0000%	—	—	—	46.7278%	—	—	—	—
69	391	Office Furniture & Equipment		—	0.0000%	—	—	—	46.7278%	—	—	—	—
70	391.1	Office Furniture & Equipment		2,574,524	6.6667%	171,635	891,102	1,683,422	46.7278%	1,203,018	80,201	416,392	786,626
71	391.1	Office Furniture & Equipment - OPC		—	0.0000%	—	—	—	46.7278%	—	—	—	—
72	391.19	Airplane Hangar Furniture		—	0.0000%	—	—	—	46.7278%	—	—	—	—
73	391.2	Data Processing Equipment		—	0.0000%	—	—	—	46.7278%	—	—	—	—
74	391.2	Oracle Equipment		—	0.0000%	—	—	—	46.7278%	—	—	—	—
75	391.3	Office Machines		—	0.0000%	—	—	—	46.7278%	—	—	—	—
76	391.4	Audio Visual Equipment		—	0.0000%	—	—	—	46.7278%	—	—	—	—
77	391.4	Signature Project		—	0.0000%	—	—	—	46.7278%	—	—	—	—
78	391.6	Purchased Software		—	0.0000%	—	—	—	46.7278%	—	—	—	—
79	391.6	Purchased Software (Banner)		—	0.0000%	—	—	—	46.7278%	—	—	—	—
80	391.6	Ariba Software		—	0.0000%	—	—	—	46.7278%	—	—	—	—
81	391.6	Dynamic Risk Assessment		—	0.0000%	—	—	—	46.7278%	—	—	—	—
82	391.6	Enterprise Plan & Budget		—	0.0000%	—	—	—	46.7278%	—	—	—	—
83	391.6	GIS Development		—	0.0000%	—	—	—	46.7278%	—	—	—	—
84	391.6	Oracle Software		—	0.0000%	—	—	—	46.7278%	—	—	—	—
85	391.6	Concur Project		—	0.0000%	—	—	—	46.7278%	—	—	—	—
86	391.6	Customer Relations Software		—	0.0000%	—	—	—	46.7278%	—	—	—	—
87	391.6	Purchased Software (PowerPlant)		—	0.0000%	—	—	—	46.7278%	—	—	—	—
88	391.6	Purchased Software(RiskWorks)		—	0.0000%	—	—	—	46.7278%	—	—	—	—
89	391.6	Maximo-Leak Detect Sys		—	0.0000%	—	—	—	46.7278%	—	—	—	—
90	391.6	Foundation Software		—	0.0000%	—	—	—	46.7278%	—	—	—	—
91	391.6	Journey - Employee - ODC Distrigas		—	0.0000%	—	—	—	46.7278%	—	—	—	—
92	391.6	Journey - Employee Count		—	0.0000%	—	—	—	46.7278%	—	—	—	—
93	391.6	Payroll - Time Management		—	0.0000%	—	—	—	46.7278%	—	—	—	—
94	391.6	AP Software		—	0.0000%	—	—	—	46.7278%	—	—	—	—
95	391.8	Micro Computer Equipment		—	0.0000%	—	—	—	46.7278%	—	—	—	—
96	391.81	Aircraft Computer Equipment		—	0.0000%	—	—	—	46.7278%	—	—	—	—
97	391.9	Computer & Electronic Equip		2,882,696	14.2857%	411,814	1,047,001	1,835,695	46.7278%	1,347,020	192,431	489,240	857,780
98	391.99	Cloud Computing		—	0.0000%	—	—	—	46.7278%	—	—	—	—
99	392	Transportation Equipment		—	0.0000%	—	—	—	46.7278%	—	—	—	—
100	392.2	Transportation Equipment Pickup Trucks and Vans		—	0.0000%	—	—	—	46.7278%	—	—	—	—
101	392.3	Transport Equip(Trucks 3/4 - 3 Ton)		—	0.0000%	—	—	—	46.7278%	—	—	—	—
102	392.5	Trailers		—	0.0000%	—	—	—	46.7278%	—	—	—	—
103	393	Stores Equipment		—	0.0000%	—	—	—	46.7278%	—	—	—	—
104	394	Tools, Shop & Garage		99,966	6.6667%	6,664	17,752	82,214	46.7278%	46,712	3,114	8,295	38,417
105	394.1	Tools		—	0.0000%	—	—	—	46.7278%	—	—	—	—
106	394.1	Tools - OPC		—	0.0000%	—	—	—	46.7278%	—	—	—	—
107	395	CNG Equipment - Laboratory		—	0.0000%	—	—	—	46.7278%	—	—	—	—
108	396	Major Work Equipment		—	0.0000%	—	—	—	46.7278%	—	—	—	—
109	396.1	Power Op Equip Rubber Tire		—	0.0000%	—	—	—	46.7278%	—	—	—	—
110	397	Communication Equipment		892,508	6.6667%	59,501	593,710	298,798	46.7278%	417,049	27,803	277,428	139,622
111	398	Miscellaneous General Plant		—	6.6667%	—	—	—	46.7278%	—	—	—	—
112		Subtotal		\$11,724,844		\$767,066	\$3,414,790	\$8,310,054		\$5,478,762	\$358,433	\$1,595,656	\$3,883,106
113													
114		TOTAL		\$11,724,844		\$767,066	\$3,414,790	\$8,310,054	46.7278%	\$5,478,762	\$358,433	\$1,595,656	\$3,883,106
115		Rate Base Adjustments		—		—	—	—	46.7278%	—	—	—	—
116		Adjusted Total		\$11,724,844		\$767,066	\$3,414,790	\$8,310,054	46.7278%	\$5,478,762	\$358,433	\$1,595,656	\$3,883,106

Texas Gas Service Company, a Division of ONE Gas, Inc. - Central-Gulf Service Area
Interim Rate Adjustment Application
12 Month Period Ending December 31, 2024
Corporate Current Plant

Line No.	FERC Account No.	FERC Account Titles	Ref	Gross Plant As of 12/31/2024	Depreciation Rate per GUD No. 17471	Depreciation Expense	Accumulated Depreciation	Net Plant	Allocation Factor	Allocated Gross Plant	Allocated Depreciation Expense	Allocated Accumulated Depreciation	Allocated Net Plant
(a)	(b)	(c)	(d)	(e)	(f)	(g)	(h)	(i) (e) - (h)	(j)	(k) (e) x (j)	(l) (g) x (j)	(m) (h) x (j)	(n) (i) x (j)
12		1. INTANGIBLE PLANT											
13	301	Organization		\$—	0.0000%	\$—	\$—	\$—	46.7278%	\$—	\$—	\$—	\$—
14	301	Organization- OPC		—	0.0000%	—	—	—	46.7278%	—	—	—	—
15	302	Franchises & Consents		—	0.0000%	—	—	—	46.7278%	—	—	—	—
16	303	Misc. Intangible		—	0.0000%	—	—	—	46.7278%	—	—	—	—
17	303	Misc. Intangible- OPC		—	0.0000%	—	—	—	46.7278%	—	—	—	—
18		Subtotal		<u>\$—</u>		<u>\$—</u>	<u>\$—</u>	<u>\$—</u>		<u>\$—</u>	<u>\$—</u>	<u>\$—</u>	<u>\$—</u>
19		4. GATHERING AND TRANSMISSION PLANT											
20		Land & Land Rights											
21	365.2	Land - Land Rights		\$—	0.0000%	\$—	\$—	\$—	46.7278%	\$—	\$—	\$—	\$—
22	365.1	Land - OPC		—	0.0000%	—	—	—	46.7278%	—	—	—	—
23	365.2	Rights of Way - OPC		—	0.0000%	—	—	—	46.7278%	—	—	—	—
24	366	Meas/Reg Station Structures		—	0.0000%	—	—	—	46.7278%	—	—	—	—
25	366.1	Compressor Station Structure - OPC		—	0.0000%	—	—	—	46.7278%	—	—	—	—
26	367	Mains		—	0.0000%	—	—	—	46.7278%	—	—	—	—
27	367	Mains -OPC		—	0.0000%	—	—	—	46.7278%	—	—	—	—
28	369	Meas & Reg Stations Equip		—	0.0000%	—	—	—	46.7278%	—	—	—	—
29	369	Measure/Reg. Station Equipment - OPC		—	0.0000%	—	—	—	46.7278%	—	—	—	—
30	369.1	Measuring Station Equipment - OPC		—	0.0000%	—	—	—	46.7278%	—	—	—	—
31	371	Other Equipment		—	0.0000%	—	—	—	46.7278%	—	—	—	—
32	371	Other Equipment - OPC		—	0.0000%	—	—	—	46.7278%	—	—	—	—
33		Subtotal		<u>\$—</u>		<u>\$—</u>	<u>\$—</u>	<u>\$—</u>	46.7278%	<u>\$—</u>	<u>\$—</u>	<u>\$—</u>	<u>\$—</u>
34		5. DISTRIBUTION PLANT											
35		Land & Land Rights											
36	374	Land & Land Rights		\$—	0.0000%	\$—	\$—	\$—	46.7278%	\$—	\$—	\$—	\$—
37	374.1	Land		—	0.0000%	—	—	—	46.7278%	—	—	—	—
38	374.2	Land Rights		—	0.0000%	—	—	—	46.7278%	—	—	—	—
39	375	Structures & Improvements		—	0.0000%	—	—	—	46.7278%	—	—	—	—
40	375.1	Structures & Improvements		—	0.0000%	—	—	—	46.7278%	—	—	—	—
41	375.2	Other System Structures		—	0.0000%	—	—	—	46.7278%	—	—	—	—
42	376	Mains		—	0.0000%	—	—	—	46.7278%	—	—	—	—
43	376.9	Mains - Cathodic Protection Anodes		—	0.0000%	—	—	—	46.7278%	—	—	—	—
44	377	Compressor Station Equipment		—	0.0000%	—	—	—	46.7278%	—	—	—	—
45	378	Meas. & Reg. Station - General		—	0.0000%	—	—	—	46.7278%	—	—	—	—
46	379	Meas. & Reg. Station - C.G.		—	0.0000%	—	—	—	46.7278%	—	—	—	—
47	380	Services		—	0.0000%	—	—	—	46.7278%	—	—	—	—
48	380.1	Ind Service Line Equip		—	0.0000%	—	—	—	46.7278%	—	—	—	—
49	380.2	Comm Service Line Equip		—	0.0000%	—	—	—	46.7278%	—	—	—	—
50	380.4	Yard Lines-Customer Svc		—	0.0000%	—	—	—	46.7278%	—	—	—	—
51	380.6	Services - Tie-Ins Total		—	0.0000%	—	—	—	46.7278%	—	—	—	—
52	381	Meters		—	0.0000%	—	—	—	46.7278%	—	—	—	—
53	382	Meter Installations		—	0.0000%	—	—	—	46.7278%	—	—	—	—
54	383	House Regulators		—	0.0000%	—	—	—	46.7278%	—	—	—	—
55	385	Indust Meas & Reg Stat Equip		—	0.0000%	—	—	—	46.7278%	—	—	—	—
56	386	Other Property on Customer Premises		—	0.0000%	—	—	—	46.7278%	—	—	—	—
57	387	Meas. & Reg. Stat. Equipment		—	0.0000%	—	—	—	46.7278%	—	—	—	—
58		Subtotal		<u>\$—</u>		<u>\$—</u>	<u>\$—</u>	<u>\$—</u>		<u>\$—</u>	<u>\$—</u>	<u>\$—</u>	<u>\$—</u>
59		6. GENERAL PLANT											
60		Land & Land Rights											
61	389	Land & Land Rights		\$12,967	0.0000%	\$—	\$—	\$12,967	46.7278%	\$6,059	\$—	\$—	\$6,059
62	389.1	Land & Land Rights		—	0.0000%	—	—	—	46.7278%	—	—	—	—
63	390	Structures & Improvements		—	0.0000%	—	—	—	46.7278%	—	—	—	—

Texas Gas Service Company, a Division of ONE Gas, Inc. - Central-Gulf Service Area
Interim Rate Adjustment Application
12 Month Period Ending December 31, 2024
Corporate Current Plant

Line No.	FERC Account No.	FERC Account Titles	Ref	Gross Plant As of 12/31/2024	Depreciation Rate per GUD No. 17471	Depreciation Expense	Accumulated Depreciation	Net Plant	Allocation Factor	Allocated Gross Plant	Allocated Depreciation Expense	Allocated Accumulated Depreciation	Allocated Net Plant
(a)	(b)	(c)	(d)	(e)	(f)	(g)	(h)	(i)	(j)	(k)	(l)	(m)	(n)
64	390.1	Structures & Improvements		1,539,348	2.0100%	30,941	128,318	1,411,030	46.7278%	719,304	14,458	59,960	659,343
65	390.17	Building Improve Plum		—	0.0000%	—	—	—	46.7278%	—	—	—	—
66	390.2	Leasehold Improvement		2,139,896	17.9104%	383,264	1,272,838	867,058	46.7278%	999,926	179,091	594,769	405,157
67	390.2	Lease Incentive		—	0.0000%	—	—	—	46.7278%	—	—	—	—
68	390.21	Leasehold Equipment EOL		—	0.0000%	—	—	—	46.7278%	—	—	—	—
69	391	Office Furniture & Equipment		—	0.0000%	—	—	—	46.7278%	—	—	—	—
70	391.1	Office Furniture & Equipment		1,677,016	6.6667%	111,801	704,466	972,550	46.7278%	783,633	52,242	329,181	454,451
71	391.1	Office Furniture & Equipment - OPC		—	0.0000%	—	—	—	46.7278%	—	—	—	—
72	391.19	Airplane Hangar Furniture		—	6.6667%	—	—	—	46.7278%	—	—	—	—
73	391.2	Data Processing Equipment		—	0.0000%	—	—	—	46.7278%	—	—	—	—
74	391.2	Oracle Equipment		—	0.0000%	—	—	—	46.7278%	—	—	—	—
75	391.3	Office Machines		360,950	5.0000%	18,048	60,695	300,255	46.7278%	168,664	8,433	28,361	140,303
76	391.4	Audio Visual Equipment		58,218	20.0000%	11,644	(77,407)	135,625	46.7278%	27,204	5,441	(36,171)	63,375
77	391.4	Signature Project		—	0.0000%	—	—	—	46.7278%	—	—	—	—
78	391.6	Purchased Software		48,810,623	7.6923%	3,754,663	21,843,982	26,966,641	46.7278%	22,808,130	1,754,472	10,207,212	12,600,918
79	391.6	Purchased Software (Banner)		3,515,850	7.6923%	270,450	1,017,097	2,498,753	46.7278%	1,642,879	126,375	475,267	1,167,612
80	391.6	Ariba Software		—	7.6923%	—	—	—	46.7278%	—	—	—	—
81	391.6	Dynamic Risk Assessment		—	7.6923%	—	—	—	46.7278%	—	—	—	—
82	391.6	Enterprise Plan & Budget		—	7.6923%	—	—	—	46.7278%	—	—	—	—
83	391.6	GIS Development		—	7.6923%	—	—	—	46.7278%	—	—	—	—
84	391.6	Oracle Software		—	7.6923%	—	—	—	46.7278%	—	—	—	—
85	391.6	Concur Project		21,276	7.6923%	1,637	18,626	2,650	46.7278%	9,942	765	8,704	1,238
86	391.6	Customer Relations Software		587,996	7.6923%	45,230	51,914	536,082	46.7278%	274,758	21,135	24,258	250,499
87	391.6	Purchased Software (PowerPlant)		679,087	7.6923%	52,237	313,768	365,319	46.7278%	317,322	24,409	146,617	170,706
88	391.6	Purchased Software(RiskWorks)		—	7.6923%	—	—	—	46.7278%	—	—	—	—
89	391.6	Maximo-Leak Detect Sys		1,271,252	7.6923%	97,789	884,724	386,528	46.7278%	594,028	45,694	413,412	180,616
90	391.6	Foundation Software		—	7.6923%	—	—	—	46.7278%	—	—	—	—
91	391.6	Journey - Employee - ODC Distrigas		20,616,832	7.6923%	1,585,910	16,108,164	4,508,668	46.7278%	9,633,792	741,061	7,526,991	2,106,802
92	391.6	Journey - Employee Count		549,030	7.6923%	42,233	469,210	79,820	46.7278%	256,550	19,735	219,252	37,298
93	391.6	Payroll - Time Management		875,880	7.6923%	67,375	253,645	622,235	46.7278%	409,280	31,483	118,523	290,757
94	391.6	AP Software		449,287	7.6923%	34,561	169,966	279,321	46.7278%	209,942	16,149	79,421	130,520
95	391.8	Micro Computer Equipment		5,912,796	20.0000%	1,182,559	1,597,457	4,315,339	46.7278%	2,762,920	552,584	746,457	2,016,463
96	391.81	Aircraft Computer Equipment		—	0.0000%	—	—	—	46.7278%	—	—	—	—
97	391.9	Computer & Electronic Equip		—	0.0000%	—	—	—	46.7278%	—	—	—	—
98	391.99	Cloud Computing		723,696	7.6923%	55,669	125,378	598,318	46.7278%	338,167	26,013	58,586	279,581
99	392	Transportation Equipment		—	0.0000%	—	—	—	46.7278%	—	—	—	—
100	392.2	Transportation Equipment Pickup Trucks and Vans		268,588	16.6667%	44,765	30,459	238,129	46.7278%	125,505	20,918	14,233	111,273
101	392.3	Transport Equip(Trucks 3/4 - 3 Ton)		—	0.0000%	—	—	—	46.7278%	—	—	—	—
102	392.5	Trailers		—	0.0000%	—	—	—	46.7278%	—	—	—	—
103	393	Stores Equipment		—	0.0000%	—	—	—	46.7278%	—	—	—	—
104	394	Tools, Shop & Garage		180,782	6.6667%	12,052	29,405	151,377	46.7278%	84,475	5,632	13,740	70,735
105	394.1	Tools		—	0.0000%	—	—	—	46.7278%	—	—	—	—
106	394.1	Tools - OPC		—	0.0000%	—	—	—	46.7278%	—	—	—	—
107	395	CNG Equipment - Laboratory		—	0.0000%	—	—	—	46.7278%	—	—	—	—
108	396	Major Work Equipment		—	0.0000%	—	—	—	46.7278%	—	—	—	—
109	396.1	Power Op Equip Rubber Tire		—	0.0000%	—	—	—	46.7278%	—	—	—	—
110	397	Communication Equipment		30,367	5.0000%	1,518	10,407	19,960	46.7278%	14,190	710	4,863	9,327
111	398	Miscellaneous General Plant		—	0.0000%	—	—	—	46.7278%	—	—	—	—
112		Subtotal		\$90,281,739		\$7,804,346	\$45,013,112	\$45,268,627		\$42,186,670	\$3,646,799	\$21,033,637	\$21,153,033
113													
114		TOTAL		\$90,281,739		\$7,804,346	\$45,013,112	\$45,268,627	46.7278%	\$42,186,670	\$3,646,799	\$21,033,637	\$21,153,033
115		Rate Base Adjustments		—		—	—	—		—	—	—	—
116		Adjusted Total		\$90,281,739		\$7,804,346	\$45,013,112	\$45,268,627		\$42,186,670	\$3,646,799	\$21,033,637	\$21,153,033

Texas Gas Service Company, a Division of ONE Gas, Inc. - Central-Gulf Service Area
Interim Rate Adjustment Application
12 Month Period Ending December 31, 2024
Division Incremental Plant

Line No.	FERC Account No.	FERC Account Titles	Ref	Change in Gross			Depreciation Expense	Accumulated Depreciation	Net Plant	Allocation Factor	Allocated Gross Plant	Allocated Depreciation Expense	Allocated Accumulated Depreciation	Allocated Net Plant
				Plant As of 12/31/2024	Depreciation Rate per GUD No. 17471									
(a)	(b)	(c)	(d)	(e)	(f)	(g)	(h)	(i) - (h)	(j)	(k) x (j)	(l) x (j)	(m) x (j)	(n) x (j)	
1. INTANGIBLE PLANT														
12		Organization		\$—	0.0000%	\$—	\$—	\$—	46.7278%	\$—	\$—	\$—	\$—	
13	301	Organization - OPC		—	0.0000%	—	—	—	46.7278%	—	—	—	—	
14	301	Franchises & Consents		—	0.0000%	—	—	—	46.7278%	—	—	—	—	
15	302	Misc. Intangible		—	0.0000%	—	—	—	46.7278%	—	—	—	—	
16	303	Misc. Intangible- OPC		—	0.0000%	—	—	—	46.7278%	—	—	—	—	
17	303			—	0.0000%	—	—	—	46.7278%	—	—	—	—	
18		Subtotal		<u>\$—</u>		<u>\$—</u>	<u>\$—</u>	<u>\$—</u>		<u>\$—</u>	<u>\$—</u>	<u>\$—</u>	<u>\$—</u>	
19														
20		4. GATHERING AND TRANSMISSION PLANT												
21	365.2	Land & Land Rights		\$—	0.0000%	\$—	\$—	\$—	46.7278%	\$—	\$—	\$—	\$—	
22	365.1	Land - OPC		—	0.0000%	—	—	—	46.7278%	—	—	—	—	
23	365.2	Rights of Way - OPC		—	0.0000%	—	—	—	46.7278%	—	—	—	—	
24	366	Meas/Reg Station Structures		—	0.0000%	—	—	—	46.7278%	—	—	—	—	
25	366.1	Compressor Station Structure - OPC		—	0.0000%	—	—	—	46.7278%	—	—	—	—	
26	367	Mains		—	0.0000%	—	—	—	46.7278%	—	—	—	—	
27	367	Mains -OPC		—	0.0000%	—	—	—	46.7278%	—	—	—	—	
28	369	Meas & Reg Stations Equip		—	0.0000%	—	—	—	46.7278%	—	—	—	—	
29	369	Measure/Reg. Station Equipment - OPC		—	0.0000%	—	—	—	46.7278%	—	—	—	—	
30	369.1	Measuring Station Equipment - OPC		—	0.0000%	—	—	—	46.7278%	—	—	—	—	
31	371	Other Equipment		—	0.0000%	—	—	—	46.7278%	—	—	—	—	
32	371	Other Equipment - OPC		—	0.0000%	—	—	—	46.7278%	—	—	—	—	
33		Subtotal		<u>\$—</u>		<u>\$—</u>	<u>\$—</u>	<u>\$—</u>		<u>\$—</u>	<u>\$—</u>	<u>\$—</u>	<u>\$—</u>	
34														
35		5. DISTRIBUTION PLANT												
36	374	Land & Land Rights		\$—	0.0000%	\$—	\$—	\$—	46.7278%	\$—	\$—	\$—	\$—	
37	374.1	Land		—	0.0000%	—	—	—	46.7278%	—	—	—	—	
38	374.2	Land Rights		—	0.0000%	—	—	—	46.7278%	—	—	—	—	
39	375	Structures & Improvements		—	0.0000%	—	—	—	46.7278%	—	—	—	—	
40	375.1	Structures & Improvements		—	0.0000%	—	—	—	46.7278%	—	—	—	—	
41	375.2	Other System Structures		—	0.0000%	—	—	—	46.7278%	—	—	—	—	
42	376	Mains		—	0.0000%	—	—	—	46.7278%	—	—	—	—	
43	376.9	Mains - Cathodic Protection Anodes		—	0.0000%	—	—	—	46.7278%	—	—	—	—	
44	377	Compressor Station Equipment		—	0.0000%	—	—	—	46.7278%	—	—	—	—	
45	378	Meas. & Reg. Station - General		—	0.0000%	—	—	—	46.7278%	—	—	—	—	
46	379	Meas. & Reg. Station - C.G.		—	0.0000%	—	—	—	46.7278%	—	—	—	—	
47	380	Services		—	0.0000%	—	—	—	46.7278%	—	—	—	—	
48	380.1	Ind Service Line Equip		—	0.0000%	—	—	—	46.7278%	—	—	—	—	
49	380.2	Comm Service Line Equip		—	0.0000%	—	—	—	46.7278%	—	—	—	—	
50	380.4	Yard Lines-Customer Svc		—	0.0000%	—	—	—	46.7278%	—	—	—	—	
51	380.6	Services - Tie-Ins Total		—	0.0000%	—	—	—	46.7278%	—	—	—	—	
52	381	Meters		—	0.0000%	—	—	—	46.7278%	—	—	—	—	
53	382	Meter Installations		—	0.0000%	—	—	—	46.7278%	—	—	—	—	
54	383	House Regulators		—	0.0000%	—	—	—	46.7278%	—	—	—	—	
55	385	Indust Meas & Reg Stat Equip		—	0.0000%	—	—	—	46.7278%	—	—	—	—	
56	386	Other Property on Customer Premises		—	0.0000%	—	—	—	46.7278%	—	—	—	—	
57	387	Meas. & Reg. Stat. Equipment		—	0.0000%	—	—	—	46.7278%	—	—	—	—	
58		Subtotal		<u>\$—</u>		<u>\$—</u>	<u>\$—</u>	<u>\$—</u>		<u>\$—</u>	<u>\$—</u>	<u>\$—</u>	<u>\$—</u>	
59														
60		6. GENERAL PLANT												
61	389	Land & Land Rights		\$—	0.0000%	\$—	\$—	\$—	46.7278%	\$—	\$—	\$—	\$—	
62	389.1	Land & Land Rights		—	0.0000%	—	—	—	46.7278%	—	—	—	—	
63	390	Structures & Improvements		—	0.0000%	—	—	—	46.7278%	—	—	—	—	

Texas Gas Service Company, a Division of ONE Gas, Inc. - Central-Gulf Service Area
Interim Rate Adjustment Application
12 Month Period Ending December 31, 2024
Division Incremental Plant

Line No.	FERC Account No.	FERC Account Titles	Ref	Change in Gross		Depreciation Expense	Accumulated Depreciation	Net Plant	Allocation Factor	Allocated Gross Plant	Allocated Depreciation Expense	Allocated Accumulated Depreciation	Allocated Net Plant
				Plant As of 12/31/2024	Depreciation Rate per GUD No. 17471								
(a)	(b)	(c)	(d)	(e)	(f)	(g)	(h)	(i)	(j)	(k)	(l)	(m)	(n)
64	390.2	Lease Incentive		40,094	2.5600%	1,026	119,903	(79,809)	46.7278%	18,735	480	56,028	(37,293)
65	390.1	Structures & Improvements		—	0.0000%	—	—	—	46.7278%	—	—	—	—
66	390.17	Building Improve Plum		—	2.6864%	(6,783)	16,990	(16,990)	46.7278%	—	(3,169)	7,939	(7,939)
67	390.2	Leasehold Improvement		—	0.0000%	—	—	—	46.7278%	—	—	—	—
68	390.21	Leasehold Equipment EOL		—	0.0000%	—	—	—	46.7278%	—	—	—	—
69	391	Office Furniture & Equipment		—	0.0000%	—	—	—	46.7278%	—	—	—	—
70	391.1	Office Furniture & Equipment		6,303	6.6667%	420	169,176	(162,873)	46.7278%	2,945	196	79,052	(76,107)
71	391.1	Office Furniture & Equipment - OPC		—	0.0000%	—	—	—	46.7278%	—	—	—	—
72	391.19	Airplane Hangar Furniture		—	0.0000%	—	—	—	46.7278%	—	—	—	—
73	391.2	Data Processing Equipment		—	0.0000%	—	—	—	46.7278%	—	—	—	—
74	391.2	Oracle Equipment		—	0.0000%	—	—	—	46.7278%	—	—	—	—
75	391.3	Office Machines		—	0.0000%	—	—	—	46.7278%	—	—	—	—
76	391.4	Audio Visual Equipment		—	0.0000%	—	—	—	46.7278%	—	—	—	—
77	391.4	Signature Project		—	0.0000%	—	—	—	46.7278%	—	—	—	—
78	391.6	Purchased Software		—	0.0000%	—	—	—	46.7278%	—	—	—	—
79	391.6	Purchased Software (Banner)		—	0.0000%	—	—	—	46.7278%	—	—	—	—
80	391.6	Ariba Software		—	0.0000%	—	—	—	46.7278%	—	—	—	—
81	391.6	Dynamic Risk Assessment		—	0.0000%	—	—	—	46.7278%	—	—	—	—
82	391.6	Enterprise Plan & Budget		—	0.0000%	—	—	—	46.7278%	—	—	—	—
83	391.6	GIS Development		—	0.0000%	—	—	—	46.7278%	—	—	—	—
84	391.6	Oracle Software		—	0.0000%	—	—	—	46.7278%	—	—	—	—
85	391.6	Concur Project		—	0.0000%	—	—	—	46.7278%	—	—	—	—
86	391.6	Customer Relations Software		—	0.0000%	—	—	—	46.7278%	—	—	—	—
87	391.6	Purchased Software (PowerPlant)		—	0.0000%	—	—	—	46.7278%	—	—	—	—
88	391.6	Purchased Software(RiskWorks)		—	0.0000%	—	—	—	46.7278%	—	—	—	—
89	391.6	Maximo-Leak Detect Sys		—	0.0000%	—	—	—	46.7278%	—	—	—	—
90	391.6	Foundation Software		—	0.0000%	—	—	—	46.7278%	—	—	—	—
91	391.6	Journey - Employee - ODC Distrigas		—	0.0000%	—	—	—	46.7278%	—	—	—	—
92	391.6	Journey - Employee Count		—	0.0000%	—	—	—	46.7278%	—	—	—	—
93	391.6	Payroll - Time Management		—	0.0000%	—	—	—	46.7278%	—	—	—	—
94	391.6	AP Software		—	0.0000%	—	—	—	46.7278%	—	—	—	—
95	391.8	Micro Computer Equipment		—	0.0000%	—	—	—	46.7278%	—	—	—	—
96	391.81	Aircraft Computer Equipment		—	0.0000%	—	—	—	46.7278%	—	—	—	—
97	391.9	Computer & Electronic Equip		236,386	14.2857%	33,769	61,694	174,692	46.7278%	110,458	15,780	28,828	81,630
98	391.99	Cloud Computing		—	0.0000%	—	—	—	46.7278%	—	—	—	—
99	392	Transportation Equipment		—	0.0000%	—	—	—	46.7278%	—	—	—	—
100	392.2	Transportation Equipment Pickup Trucks and Vans		—	0.0000%	—	—	—	46.7278%	—	—	—	—
101	392.3	Transport Equip(Trucks 3/4 - 3 Ton)		—	0.0000%	—	—	—	46.7278%	—	—	—	—
102	392.5	Trailers		—	0.0000%	—	—	—	46.7278%	—	—	—	—
103	393	Stores Equipment		—	0.0000%	—	—	—	46.7278%	—	—	—	—
104	394	Tools, Shop & Garage		—	6.6667%	—	5,961	(5,961)	46.7278%	—	—	2,785	(2,785)
105	394.1	Tools		—	0.0000%	—	—	—	46.7278%	—	—	—	—
106	394.1	Tools - OPC		—	0.0000%	—	—	—	46.7278%	—	—	—	—
107	395	CNG Equipment - Laboratory		—	0.0000%	—	—	—	46.7278%	—	—	—	—
108	396	Major Work Equipment		—	0.0000%	—	—	—	46.7278%	—	—	—	—
109	396.1	Power Op Equip Rubber Tire		—	0.0000%	—	—	—	46.7278%	—	—	—	—
110	397	Communication Equipment		70,300	6.6667%	4,687	63,782	6,518	46.7278%	32,850	2,190	29,804	3,046
111	398	Miscellaneous General Plant		—	6.6667%	—	—	—	46.7278%	—	—	—	—
112		Subtotal		<u>\$353,082</u>		<u>\$33,120</u>	<u>\$437,505</u>	<u>\$(84,423)</u>		<u>\$164,988</u>	<u>\$15,476</u>	<u>\$204,437</u>	<u>\$(39,449)</u>
113													
114		TOTAL		<u>\$353,082</u>		<u>\$33,120</u>	<u>\$437,505</u>	<u>\$(84,423)</u>		<u>\$164,988</u>	<u>\$15,476</u>	<u>\$204,437</u>	<u>\$(39,449)</u>
115		Rate Base Adjustments		—	0.0000%	—	—	—	46.7278%	—	—	—	—
116		Change in Allocation Factor from prior year		—		—	—	—		(955)	(62)	(250)	(705)
117		Adjusted Total		<u>\$353,082</u>		<u>\$33,120</u>	<u>\$437,505</u>	<u>\$(84,423)</u>		<u>\$164,032</u>	<u>\$15,415</u>	<u>\$204,186</u>	<u>\$(40,154)</u>

Texas Gas Service Company, a Division of ONE Gas, Inc. - Central-Gulf Service Area
Interim Rate Adjustment Application
12 Month Period Ending December 31, 2024
Corporate Incremental Plant

Line No.	FERC Account No.	FERC Account Titles	Ref	Change in Gross Plant As of 12/31/2024	Depreciation Rate per GUD No. 17471	Depreciation Expense	Accumulated Depreciation	Net Plant	Allocation Factor	Allocated Gross Plant	Allocated Depreciation Expense	Accumulated Depreciation	Allocated Net Plant
(a)	(b)	(c)	(d)	(e)	(f)	(g)	(h)	(i)	(j)	(k)	(l)	(m)	(n)
								(e) - (h)		(e) x (j)	(g) x (j)	(h) x (j)	(i) x (j)
12		1. INTANGIBLE PLANT											
13	301	Organization		\$—	0.0000%	\$—	\$—	\$—	46.7278%	\$—	\$—	\$—	\$—
14	301	Organization- OPC		—	0.0000%	—	—	—	46.7278%	—	—	—	—
15	302	Franchises & Consents		—	0.0000%	—	—	—	46.7278%	—	—	—	—
16	303	Misc. Intangible		—	0.0000%	—	—	—	46.7278%	—	—	—	—
17	303	Misc. Intangible- OPC		—	0.0000%	—	—	—	46.7278%	—	—	—	—
18		Subtotal		<u>\$—</u>		<u>\$—</u>	<u>\$—</u>	<u>\$—</u>		<u>\$—</u>	<u>\$—</u>	<u>\$—</u>	<u>\$—</u>
19													
20		4. GATHERING AND TRANSMISSION PLANT											
21	365.2	Land & Land Rights		\$—	0.0000%	\$—	\$—	\$—	46.7278%	\$—	\$—	\$—	\$—
22	365.1	Land - OPC		—	0.0000%	—	—	—	46.7278%	—	—	—	—
23	365.2	Rights of Way - OPC		—	0.0000%	—	—	—	46.7278%	—	—	—	—
24	366	Meas/Reg Station Structures		—	0.0000%	—	—	—	46.7278%	—	—	—	—
25	366.1	Compressor Station Structure - OPC		—	0.0000%	—	—	—	46.7278%	—	—	—	—
26	367	Mains		—	0.0000%	—	—	—	46.7278%	—	—	—	—
27	367	Mains -OPC		—	0.0000%	—	—	—	46.7278%	—	—	—	—
28	369	Meas & Reg Stations Equip		—	0.0000%	—	—	—	46.7278%	—	—	—	—
29	369	Measure/Reg. Station Equipment - OPC		—	0.0000%	—	—	—	46.7278%	—	—	—	—
30	369.1	Measuring Station Equipment - OPC		—	0.0000%	—	—	—	46.7278%	—	—	—	—
31	371	Other Equipment		—	0.0000%	—	—	—	46.7278%	—	—	—	—
32	371	Other Equipment - OPC		—	0.0000%	—	—	—	46.7278%	—	—	—	—
33		Subtotal		<u>\$—</u>		<u>\$—</u>	<u>\$—</u>	<u>\$—</u>		<u>\$—</u>	<u>\$—</u>	<u>\$—</u>	<u>\$—</u>
34													
35		5. DISTRIBUTION PLANT											
36	374	Land & Land Rights		\$—	0.0000%	\$—	\$—	\$—	46.7278%	\$—	\$—	\$—	\$—
37	374.1	Land		—	0.0000%	—	—	—	46.7278%	—	—	—	—
38	374.2	Land Rights		—	0.0000%	—	—	—	46.7278%	—	—	—	—
39	375	Structures & Improvements		—	0.0000%	—	—	—	46.7278%	—	—	—	—
40	375.1	Structures & Improvements		—	0.0000%	—	—	—	46.7278%	—	—	—	—
41	375.2	Other System Structures		—	0.0000%	—	—	—	46.7278%	—	—	—	—
42	376	Mains		—	0.0000%	—	—	—	46.7278%	—	—	—	—
43	376.9	Mains - Cathodic Protection Anodes		—	0.0000%	—	—	—	46.7278%	—	—	—	—
44	377	Compressor Station Equipment		—	0.0000%	—	—	—	46.7278%	—	—	—	—
45	378	Meas. & Reg. Station - General		—	0.0000%	—	—	—	46.7278%	—	—	—	—
46	379	Meas. & Reg. Station - C.G.		—	0.0000%	—	—	—	46.7278%	—	—	—	—
47	380	Services		—	0.0000%	—	—	—	46.7278%	—	—	—	—
48	380.1	Ind Service Line Equip		—	0.0000%	—	—	—	46.7278%	—	—	—	—
49	380.2	Comm Service Line Equip		—	0.0000%	—	—	—	46.7278%	—	—	—	—
50	380.4	Yard Lines-Customer Svc		—	0.0000%	—	—	—	46.7278%	—	—	—	—
51	380.6	Services - Tie-Ins Total		—	0.0000%	—	—	—	46.7278%	—	—	—	—
52	381	Meters		—	0.0000%	—	—	—	46.7278%	—	—	—	—
53	382	Meter Installations		—	0.0000%	—	—	—	46.7278%	—	—	—	—
54	383	House Regulators		—	0.0000%	—	—	—	46.7278%	—	—	—	—
55	385	Indust Meas & Reg Stat Equip		—	0.0000%	—	—	—	46.7278%	—	—	—	—
56	386	Other Property on Customer Premises		—	0.0000%	—	—	—	46.7278%	—	—	—	—
57	387	Meas. & Reg. Stat. Equipment		—	0.0000%	—	—	—	46.7278%	—	—	—	—
58		Subtotal		<u>\$—</u>		<u>\$—</u>	<u>\$—</u>	<u>\$—</u>		<u>\$—</u>	<u>\$—</u>	<u>\$—</u>	<u>\$—</u>
59													
60		6. GENERAL PLANT											
61	389	Land & Land Rights		\$389	0.0000%	\$—	\$—	\$389	46.7278%	\$182	\$—	\$—	\$182
62	389.1	Land & Land Rights		—	0.0000%	—	—	—	46.7278%	—	—	—	—
63	390	Structures & Improvements		—	0.0000%	—	—	—	46.7278%	—	—	—	—
64	390.1	Structures & Improvements		(62,033)	2.0100%	(1,247)	35,689	(97,721)	46.7278%	(28,987)	(583)	16,677	(45,663)

Texas Gas Service Company, a Division of ONE Gas, Inc. - Central-Gulf Service Area
Interim Rate Adjustment Application
12 Month Period Ending December 31, 2024
Corporate Incremental Plant

Line No.	FERC Account No.	FERC Account Titles	Ref	Change in Gross Plant As of 12/31/2024	Depreciation Rate per GUD No. 17471	Depreciation Expense	Accumulated Depreciation	Net Plant	Allocation Factor	Allocated Gross Plant	Allocated Depreciation Expense	Accumulated Depreciation	Allocated Net Plant
(a)	(b)	(c)	(d)	(e)	(f)	(g)	(h)	(i)	(j)	(k)	(l)	(m)	(n)
65	390.17	Building Improve Plum		—	0.0000%	—	—	—	46.7278%	—	—	—	—
66	390.2	Leasehold Improvement		222,103	17.9104%	39,780	165,028	57,075	46.7278%	103,784	18,588	77,114	26,670
67	390.2	Lease Incentive		—	0.0000%	—	—	—	46.7278%	—	—	—	—
68	390.21	Leasehold Equipment EOL		—	0.0000%	—	—	—	46.7278%	—	—	—	—
69	391	Office Furniture & Equipment		—	0.0000%	—	—	—	46.7278%	—	—	—	—
70	391.1	Office Furniture & Equipment		269,102	6.6667%	17,940	121,043	148,059	46.7278%	125,745	8,383	56,561	69,185
71	391.1	Office Furniture & Equipment - OPC		—	0.0000%	—	—	—	46.7278%	—	—	—	—
72	391.19	Airplane Hangar Furniture		—	6.6667%	—	—	—	46.7278%	—	—	—	—
73	391.2	Data Processing Equipment		—	0.0000%	—	—	—	46.7278%	—	—	—	—
74	391.2	Oracle Equipment		—	0.0000%	—	—	—	46.7278%	—	—	—	—
75	391.3	Office Machines		10,842	5.0000%	542	19,329	(8,487)	46.7278%	5,066	253	9,032	(3,966)
76	391.4	Audio Visual Equipment		(278,415)	20.0000%	(55,683)	(255,076)	(23,339)	46.7278%	(130,097)	(26,019)	(119,191)	(10,906)
77	391.4	Signature Project		—	0.0000%	—	—	—	46.7278%	—	—	—	—
78	391.6	Purchased Software		5,025,649	7.6923%	386,588	3,989,764	1,035,885	46.7278%	2,348,375	180,644	1,864,329	484,046
79	391.6	Purchased Software (Banner)		254,213	7.6923%	19,555	264,071	(9,859)	46.7278%	118,788	9,138	123,395	(4,607)
80	391.6	Ariba Software		—	7.6923%	—	—	—	46.7278%	—	—	—	—
81	391.6	Dynamic Risk Assessment		—	7.6923%	—	—	—	46.7278%	—	—	—	—
82	391.6	Enterprise Plan & Budget		—	7.6923%	—	—	—	46.7278%	—	—	—	—
83	391.6	GIS Development		—	7.6923%	—	—	—	46.7278%	—	—	—	—
84	391.6	Oracle Software		—	7.6923%	—	—	—	46.7278%	—	—	—	—
85	391.6	Concur Project		121	7.6923%	9	1,733	(1,612)	46.7278%	56	4	810	(753)
86	391.6	Customer Relations Software		154,241	7.6923%	11,865	33,850	120,391	46.7278%	72,074	5,544	15,817	56,256
87	391.6	Purchased Software (PowerPlant)		—	7.6923%	—	52,222	(52,222)	46.7278%	—	—	24,402	(24,402)
88	391.6	Purchased Software(RiskWorks)		—	7.6923%	—	—	—	46.7278%	—	—	—	—
89	391.6	Maximo-Leak Detect Sys		—	7.6923%	—	97,759	(97,759)	46.7278%	—	—	45,681	(45,681)
90	391.6	Foundation Software		—	7.6923%	—	—	—	46.7278%	—	—	—	—
91	391.6	Journey - Employee - ODC Distrigas		622,907	7.6923%	47,916	2,021,655	(1,398,748)	46.7278%	291,071	22,390	944,675	(653,604)
92	391.6	Journey - Employee Count		3,113	7.6923%	239	44,642	(41,529)	46.7278%	1,455	112	20,860	(19,405)
93	391.6	Payroll - Time Management		4,609	7.6923%	355	67,868	(63,259)	46.7278%	2,154	166	31,713	(29,560)
94	391.6	AP Software		52,325	7.6923%	4,025	31,989	20,336	46.7278%	24,450	1,881	14,948	9,503
95	391.8	Micro Computer Equipment		(1,815,835)	20.0000%	(363,167)	(1,263,178)	(552,657)	46.7278%	(848,500)	(169,700)	(590,255)	(258,245)
96	391.81	Aircraft Computer Equipment		—	0.0000%	—	—	—	46.7278%	—	—	—	—
97	391.9	Computer & Electronic Equip		—	0.0000%	—	—	—	46.7278%	—	—	—	—
98	391.99	Cloud Computing		105,478	7.6923%	8,114	56,882	48,596	46.7278%	49,287	3,791	26,580	22,708
99	392	Transportation Equipment		—	0.0000%	—	—	—	46.7278%	—	—	—	—
100	392.2	Transportation Equipment Pickup Trucks and Vans		268,588	16.6667%	44,765	30,459	238,129	46.7278%	125,505	20,918	14,233	111,273
101	392.3	Transport Equip(Trucks 3/4 - 3 Ton)		—	0.0000%	—	—	—	46.7278%	—	—	—	—
102	392.5	Trailers		—	0.0000%	—	—	—	46.7278%	—	—	—	—
103	393	Stores Equipment		24	0.0000%	—	—	24	46.7278%	11	—	—	11
104	394	Tools, Shop & Garage		11,448	6.6667%	763	14,085	(2,637)	46.7278%	5,349	357	6,581	(1,232)
105	394.1	Tools		—	0.0000%	—	—	—	46.7278%	—	—	—	—
106	394.1	Tools - OPC		—	0.0000%	—	—	—	46.7278%	—	—	—	—
107	395	CNG Equipment - Laboratory		—	0.0000%	—	—	—	46.7278%	—	—	—	—
108	396	Major Work Equipment		—	0.0000%	—	—	—	46.7278%	—	—	—	—
109	396.1	Power Op Equip Rubber Tire		—	0.0000%	—	—	—	46.7278%	—	—	—	—
110	397	Communication Equipment		912	5.0000%	46	2,014	(1,102)	46.7278%	426	21	941	(515)
111	398	Miscellaneous General Plant		—	0.0000%	—	—	—	46.7278%	—	—	—	—
112				<u>\$4,849,782</u>		<u>\$162,404</u>	<u>\$5,531,827</u>	<u>\$(682,044)</u>		<u>\$2,266,197</u>	<u>\$75,888</u>	<u>\$2,584,901</u>	<u>\$(318,704)</u>
113													
114		TOTAL		<u>\$4,849,782</u>		<u>\$162,404</u>	<u>\$5,531,827</u>	<u>\$(682,044)</u>		<u>\$2,266,197</u>	<u>\$75,888</u>	<u>\$2,584,901</u>	<u>\$(318,704)</u>
115		Rate Base Adjustments		\$—		\$—	\$—	\$—	46.7278%	\$—	\$—	\$—	\$—
116		Change in Allocation Factor from prior year								<u>\$(7,176)</u>	<u>\$(642)</u>	<u>\$(3,316)</u>	<u>\$(3,860)</u>
117		Adjusted Total		<u>\$4,849,782</u>		<u>\$162,404</u>	<u>\$5,531,827</u>	<u>\$(682,044)</u>		<u>\$2,259,020</u>	<u>\$75,246</u>	<u>\$2,581,584</u>	<u>\$(322,564)</u>

Texas Gas Service Company, a Division of ONE Gas, Inc. - Central-Gulf Service Area
Interim Rate Adjustment Application
12 Month Period Ending December 31, 2024
Investment Report - Direct Additions Project Report

1 Attach the Company's Direct Additions Project Report. - **Provided electronically; please see enclosed flash drive.**

Texas Gas Service Company, a Division of ONE Gas, Inc. - Central-Gulf Service Area
Interim Rate Adjustment Application
12 Month Period Ending December 31, 2024
Investment Report - Direct Retirements Project Report

1 Attach the Company's Direct Retirement Project Report. - *Provided electronically; please see enclosed flash drive.*

Texas Gas Service Company, a Division of ONE Gas, Inc. - Central-Gulf Service Area
Interim Rate Adjustment Application
12 Month Period Ending December 31, 2024
Investment Report -TGS Division Allocated Additions Project Report

1 Attach the Company's Division Allocated Additions Project Report. - **Provided electronically; please see enclosed flash drive.**

Texas Gas Service Company, a Division of ONE Gas, Inc. - Central-Gulf Service Area
Interim Rate Adjustment Application
12 Month Period Ending December 31, 2024
Investment Report - Corporate Allocated Additions Project Report

¹ Attach the Company's Corporate Allocated Additions Project Report. - [Provided electronically; please see enclosed flash drive.](#)

Texas Gas Service Company, a Division of ONE Gas, Inc. - Central-Gulf Service Area
Interim Rate Adjustment Application
12 Month Period Ending December 31, 2024
Investment Report - TGS Division Allocated Retirements Project Report

¹ Attach the Company's Division Allocated Retirements Project Report. - **Provided electronically; please see enclosed flash drive.**

Texas Gas Service Company, a Division of ONE Gas, Inc. - Central-Gulf Service Area
Interim Rate Adjustment Application
12 Month Period Ending December 31, 2024
Investment Report - Corporate Allocated Retirements Project Report

1 Attach the Company's Corporate Allocated Retirements Project Report. - **Provided electronically; please see enclosed flash drive.**

Texas Gas Service Company, a Division of ONE Gas, Inc. - Central-Gulf Service Area
Interim Rate Adjustment Application
12 Month Period Ending December 31, 2024
Direct Additions Detail

Line No.	FERC Account No.	FERC Account Titles	Ref	Depreciation Rate per			Accumulated Depreciation	Net Plant
				Additions Original Cost	GUID No. 17471	Depreciation Expense		
(a)	(b)	(c)	(d)	(e)	(f)	(g)	(h)	(i) (e) - (h)
12		1. INTANGIBLE PLANT						
13	301	Organization		\$—	4.0000%	\$—	\$—	\$—
14	301	Organization - OPC		—	6.6670%	—	—	—
15	302	Franchises and Consents		—	4.0200%	—	—	—
16	303	Miscellaneous Intangible Plant		641	4.0600%	26	—	641
17	303	Misc. Intangible - OPC		—	0.0000%	—	—	—
18		Subtotal		<u>\$641</u>		<u>\$26</u>	<u>\$—</u>	<u>\$641</u>
19								
20		4. TRANSMISSION PLANT						
21	365.2	Land and Land Rights		\$—	0.0000%	\$—	\$—	\$—
22	365.1	Land - OPC		—	0.0000%	—	—	—
23	365.2	Rights of Way - OPC		—	1.3000%	—	—	—
24	366	Structures and Improvements		—	0.0000%	—	—	—
25	366.1	Compressor Station Structure - OPC		—	4.0400%	—	—	—
26	367	Mains		1,404,344	2.6600%	37,356	—	1,404,344
27	367	Mains - OPC		—	1.7500%	—	—	—
28	369	Meas. and Reg. Station Equipment		1,449,504	3.4300%	49,718	—	1,449,504
29	369	Measure/Reg. Station Equipment - OPC		—	1.8300%	—	—	—
30	369.1	Measuring Station Equipment - OPC		—	2.6200%	—	—	—
31	371	Other Equipment		—	2.6200%	—	—	—
32	371	Other Equipment - OPC		—	2.6200%	—	—	—
33		Subtotal		<u>\$2,853,848</u>		<u>\$87,074</u>	<u>\$—</u>	<u>\$2,853,848</u>
34								
35		5. DISTRIBUTION PLANT						
36	374	Land and Land Rights		\$—	0.0000%	\$—	\$—	\$—
37	374.1	Land		—	0.0000%	—	—	—
38	374.2	Land Rights		8,263	0.0000%	—	—	8,263
39	375	Structures & Improvements		—	0.0000%	—	—	—
40	375.1	Structures and Improvements		916	3.0900%	28	—	916
41	375.2	Other System Structures		(1,711,547)	2.3800%	(40,735)	—	(1,711,547)
42	376	Mains		78,928,616	2.2300%	1,760,108	—	78,928,616
43	376.9	Mains - Cathodic Protection Anodes		2,383,457	6.6667%	158,897	—	2,383,457
44	377	Compressor Station Equipment		—	0.0000%	—	—	—
45	378	Meas. and Reg. Station Equipment - General		2,095,388	2.1300%	44,632	—	2,095,388
46	379	Meas. and Reg. Stations Equipment - City Gates		134,012	1.9700%	2,640	—	134,012
47	380	Services		41,086,060	3.1600%	1,298,320	—	41,086,060
48	380.1	Services		16,508	3.1600%	522	—	16,508
49	380.2	Comm Service Line Equip		764,793	3.1600%	24,167	—	764,793
50	380.4	Yard Lines - Customer Svc		(118,970)	3.1600%	(3,759)	—	(118,970)
51	380.6	Services - Tie-Ins		—	3.1600%	—	—	—
52	381	Meters		7,210,893	4.0800%	294,204	—	7,210,893
53	382	Meter Installations		(7,147)	4.0400%	(289)	—	(7,147)
54	383	Regulators		1,868,178	3.4000%	63,518	—	1,868,178
55	385	Industrial Meas. and Reg. Station Equipment		888,418	2.3800%	21,144	—	888,418
56	386	Other Property and Equipment		—	11.8900%	—	—	—
57	387	Meas. & Reg. Stat. Equipment		—	0.0000%	—	—	—
58		Subtotal		<u>\$133,547,838</u>		<u>\$3,623,398</u>	<u>\$—</u>	<u>\$133,547,838</u>
59								
60		6. GENERAL PLANT						
61	389	Land & Land Rights		\$—	0.0000%	\$—	\$—	\$—
62	389.1	Land & Land Rights		(242)	0.0000%	—	—	(242)
63	390	Structures & Improvements		—	0.0000%	—	—	—
64	390.1	Structures & Improvements		2,183,866	2.5200%	55,033	—	2,183,866
65	390.17	Building Improve Plum		—	0.0000%	—	—	—
66	390.2	Leasehold Improvement		—	0.0000%	—	—	—
67	390.2	Lease Incentive		—	0.0000%	—	—	—
68	390.21	Leasehold Equipment EOL		—	0.0000%	—	—	—
69	391	Office Furniture & Equipment		—	0.0000%	—	—	—
70	391.1	Office Furniture & Equipment		23,961	6.6667%	1,597	—	23,961
71	391.1	Office Furniture & Equipment - OPC		—	0.0000%	—	—	—
72	391.19	Airplane Hangar Furniture		—	0.0000%	—	—	—
73	391.2	Data Processing Equipment		—	0.0000%	—	—	—
74	391.2	Oracle Equipment		—	0.0000%	—	—	—
75	391.3	Office Machines		—	0.0000%	—	—	—
76	391.4	Audio Visual Equipment		—	0.0000%	—	—	—
77	391.4	Signature Project		—	0.0000%	—	—	—
78	391.6	Purchased Software		—	0.0000%	—	—	—
79	391.6	Purchased Software (Banner)		—	0.0000%	—	—	—
80	391.6	Ariba Software		—	0.0000%	—	—	—
81	391.6	Dynamic Risk Assessment		—	0.0000%	—	—	—
82	391.6	Enterprise Plan & Budget		—	0.0000%	—	—	—
83	391.6	GIS Development		—	0.0000%	—	—	—
84	391.6	Oracle Software		—	0.0000%	—	—	—
85	391.6	Concur Project		—	0.0000%	—	—	—
86	391.6	Customer Relations Software		—	0.0000%	—	—	—
87	391.6	Purchased Software (PowerPlant)		—	0.0000%	—	—	—
88	391.6	Purchased Software(RiskWorks)		—	0.0000%	—	—	—

Texas Gas Service Company, a Division of ONE Gas, Inc. - Central-Gulf Service Area
Interim Rate Adjustment Application
12 Month Period Ending December 31, 2024
Direct Additions Detail

Line No.	FERC Account No.	FERC Account Titles	Ref	Depreciation Rate per			Accumulated Depreciation	Net Plant
				Additions Original Cost	GUD No. 17471	Depreciation Expense		
(a)	(b)	(c)	(d)	(e)	(f)	(g)	(h)	(i)
								(e) - (h)
89	391.6	Maximo-Leak Detect Sys		—	0.0000%	—	—	—
90	391.6	Foundation Software		—	0.0000%	—	—	—
91	391.6	Journey - Employee - ODC Distrigas		—	0.0000%	—	—	—
92	391.6	Journey - Employee Count		—	0.0000%	—	—	—
93	391.6	Payroll - Time Management		—	0.0000%	—	—	—
94	391.6	AP Software		—	0.0000%	—	—	—
95	391.8	Micro Computer Equipment		—	0.0000%	—	—	—
96	391.81	Aircraft Computer Equipment		—	0.0000%	—	—	—
97	391.9	Computer & Electronic Equip		(122,783)	14.2857%	(17,540)	—	(122,783)
98	391.99	Cloud Computing		—	0.0000%	—	—	—
99	392	Transportation Equipment		(195,159)	6.4300%	(12,549)	—	(195,159)
100	392.2	Transportation Equipment Pickup Trucks and Vans		—	6.4300%	—	—	—
101	392.3	Transport Equip(Trucks 3/4 - 3 Ton)		—	6.4300%	—	—	—
102	392.5	Trailers		—	6.4300%	—	—	—
103	393	Stores Equipment		(55,245)	6.6667%	(3,683)	—	(55,245)
104	394	Tools, Shop & Garage		1,072,565	6.6667%	71,504	—	1,072,565
105	394.1	Tools		—	0.0000%	—	—	—
106	394.1	Tools - OPC		—	0.0000%	—	—	—
107	395	CNG Equipment - Laboratory		—	0.0000%	—	—	—
108	396	Major Work Equipment		779,879	4.8000%	37,434	—	779,879
109	396.1	Power Op Equip Rubber Tire		—	0.0000%	—	—	—
110	397	Communication Equipment		222,214	6.6667%	14,814	—	222,214
111	398	Miscellaneous General Plant		—	6.6667%	—	—	—
112		Subtotal		<u>\$3,909,056</u>		<u>\$146,611</u>	<u>\$—</u>	<u>\$3,909,056</u>
113								
114		TOTAL		<u>\$140,311,383</u>		<u>\$3,857,109</u>	<u>\$—</u>	<u>\$140,311,383</u>
115		Rate Base Adjustments						
116		Adjusted Total		<u>\$140,311,383</u>		<u>\$3,857,109</u>	<u>\$—</u>	<u>\$140,311,383</u>

(A)

Note (A) : Accumulated Depreciation for Direct Plant can be found on IRA 5, IRA 7 & IRA 8

Texas Gas Service Company, a Division of ONE Gas, Inc. - Central-Gulf Service Area
Interim Rate Adjustment Application
12 Month Period Ending December 31, 2024
Direct Retirement Detail

Line No.	FERC Account No.	FERC Account Titles	Ref	Retirements Original Cost	Depreciation Rate per GUD No. 17471	Depreciation Expense	Accumulated Depreciation	Net Plant
(a)	(b)	(c)	(d)	(e)	(f)	(g)	(h)	(i) (e) - (h)
1. INTANGIBLE PLANT								
12								
13	301	Organization		\$—	4.0000%	\$—	\$—	\$—
14	301	Organization- OPC		—	6.6670%	—	—	—
15	302	Franchises & Consents		—	4.0200%	—	—	—
16	303	Misc. Intangible		—	4.0600%	—	—	—
17	303	Misc. Intangible- OPC		—	0.0000%	—	—	—
18		Subtotal		<u>\$—</u>		<u>\$—</u>	<u>\$—</u>	<u>\$—</u>
19								
20								
4. TRANSMISSION PLANT								
21	365.2	Land & Land Rights		\$—	0.0000%	\$—	\$—	\$—
22	365.1	Land - OPC		—	0.0000%	—	—	—
23	365.2	Rights of Way - OPC		—	1.3000%	—	—	—
24	366	Meas/Reg Station Structures		—	0.0000%	—	—	—
25	366.1	Compressor Station Structure - OPC		—	4.0400%	—	—	—
26	367	Mains		(180)	2.6600%	(5)	180	—
27	367	Mains -OPC		—	1.7500%	—	—	—
28	369	Meas & Reg Stations Equip		—	3.4300%	—	—	—
29	369	Measure/Reg. Station Equipment - OPC		—	1.8300%	—	—	—
30	369.1	Measuring Station Equipment - OPC		—	2.6200%	—	—	—
31	371	Other Equipment		—	2.6200%	—	—	—
32	371	Other Equipment - OPC		—	2.6200%	—	—	—
33		Subtotal		<u>\$(180)</u>		<u>\$(5)</u>	<u>\$180</u>	<u>\$—</u>
34								
35								
5. DISTRIBUTION PLANT								
36	374	Land & Land Rights		\$—	0.0000%	\$—	\$—	\$—
37	374.1	Land		—	0.0000%	—	—	—
38	374.2	Land Rights		—	0.0000%	—	—	—
39	375	Structures & Improvements		—	0.0000%	—	—	—
40	375.1	Structures & Improvements		—	3.0900%	—	—	—
41	375.2	Other System Structures		—	2.3800%	—	—	—
42	376	Mains		(287,506)	2.2300%	(6,411)	287,506	—
43	376.9	Mains - Cathodic Protection Anodes		(1,146,321)	6.6667%	(76,421)	1,146,321	—
44	377	Compressor Station Equipment		—	0.0000%	—	—	—
45	378	Meas. & Reg. Station - General		(5,492)	2.1300%	(117)	5,492	—
46	379	Meas. & Reg. Station - C.G.		(7,442)	1.9700%	(147)	7,442	—
47	380	Services		(803,519)	3.1600%	(25,391)	803,519	—
48	380.1	Ind Service Line Equip		—	3.1600%	—	—	—
49	380.2	Comm Service Line Equip		—	3.1600%	—	—	—
50	380.4	Yard Lines-Customer Svc		—	3.1600%	—	—	—
51	380.6	Services - Tie-Ins Total		—	3.1600%	—	—	—
52	381	Meters		(11,110)	4.0800%	(453)	11,110	—
53	382	Meter Installations		—	4.0400%	—	—	—
54	383	House Regulators		(11,035)	3.4000%	(375)	11,035	—
55	385	Indust Meas & Reg Stat Equip		(1,546)	2.3800%	(37)	1,546	—
56	386	Other Property on Customer Premises		—	11.8900%	—	—	—
57	387	Meas. & Reg. Stat. Equipment		—	0.0000%	—	—	—
58		Subtotal		<u>\$(2,273,971)</u>		<u>\$(109,353)</u>	<u>\$2,273,971</u>	<u>\$—</u>
59								
60								
6. GENERAL PLANT								
61	389	Land & Land Rights		\$—	0.0000%	\$—	\$—	\$—
62	389.1	Land & Land Rights		—	0.0000%	—	—	—
63	390	Structures & Improvements		—	0.0000%	—	—	—
64	390.1	Structures & Improvements		(2,076)	2.5200%	(52)	2,076	—
65	390.17	Building Improve Plum		—	0.0000%	—	—	—
66	390.2	Leasehold Improvement		—	0.0000%	—	—	—
67	390.2	Lease Incentive		—	0.0000%	—	—	—
68	390.21	Leasehold Equipment EOL		—	0.0000%	—	—	—
69	391	Office Furniture & Equipment		—	0.0000%	—	—	—
70	391.1	Office Furniture & Equipment		(19,365)	6.6667%	(1,291)	19,365	—
71	391.1	Office Furniture & Equipment - OPC		—	0.0000%	—	—	—
72	391.19	Airplane Hangar Furniture		—	0.0000%	—	—	—
73	391.2	Data Processing Equipment		—	0.0000%	—	—	—
74	391.2	Oracle Equipment		—	0.0000%	—	—	—
75	391.3	Office Machines		—	0.0000%	—	—	—
76	391.4	Audio Visual Equipment		—	0.0000%	—	—	—
77	391.4	Signature Project		—	0.0000%	—	—	—
78	391.6	Purchased Software		—	0.0000%	—	—	—
79	391.6	Purchased Software (Banner)		—	0.0000%	—	—	—
80	391.6	Ariba Software		—	0.0000%	—	—	—
81	391.6	Dynamic Risk Assessment		—	0.0000%	—	—	—
82	391.6	Enterprise Plan & Budget		—	0.0000%	—	—	—
83	391.6	GIS Development		—	0.0000%	—	—	—
84	391.6	Oracle Software		—	0.0000%	—	—	—
85	391.6	Concur Project		—	0.0000%	—	—	—
86	391.6	Customer Relations Software		—	0.0000%	—	—	—
87	391.6	Purchased Software (PowerPlant)		—	0.0000%	—	—	—
88	391.6	Purchased Software(RiskWorks)		—	0.0000%	—	—	—
89	391.6	Maximo-Leak Detect Sys		—	0.0000%	—	—	—
90	391.6	Foundation Software		—	0.0000%	—	—	—

Texas Gas Service Company, a Division of ONE Gas, Inc. - Central-Gulf Service Area
Interim Rate Adjustment Application
12 Month Period Ending December 31, 2024
Direct Retirement Detail

Line No.	FERC Account No.	FERC Account Titles	Ref	Retirements Original Cost	Depreciation Rate per GUD No. 17471	Depreciation Expense	Accumulated Depreciation	Net Plant
(a)	(b)	(c)	(d)	(e)	(f)	(g)	(h)	(i) (e) - (h)
91	391.6	Journey - Employee - ODC Distrigas		—	0.0000%	—	—	—
92	391.6	Journey - Employee Count		—	0.0000%	—	—	—
93	391.6	Payroll - Time Management		—	0.0000%	—	—	—
94	391.6	AP Software		—	0.0000%	—	—	—
95	391.8	Micro Computer Equipment		—	0.0000%	—	—	—
96	391.81	Aircraft Computer Equipment		—	0.0000%	—	—	—
97	391.9	Computer & Electronic Equip		(239,861)	14.2857%	(34,266)	239,861	—
98	391.99	Cloud Computing		—	0.0000%	—	—	—
99	392	Transportation Equipment		(296,135)	6.4300%	(19,041)	296,135	—
100	392.2	Transportation Equipment Pickup Trucks and Vans		—	6.4300%	—	—	—
101	392.3	Transport Equip(Trucks 3/4 - 3 Ton)		—	6.4300%	—	—	—
102	392.5	Trailers		—	6.4300%	—	—	—
103	393	Stores Equipment		—	6.6667%	—	—	—
104	394	Tools, Shop & Garage		(149,355)	6.6667%	(9,957)	149,355	—
105	394.1	Tools		—	0.0000%	—	—	—
106	394.1	Tools - OPC		—	0.0000%	—	—	—
107	395	CNG Equipment - Laboratory		—	0.0000%	—	—	—
108	396	Major Work Equipment		(168,107)	4.8000%	(8,069)	168,107	—
109	396.1	Power Op Equip Rubber Tire		—	0.0000%	—	—	—
110	397	Communication Equipment		(400,558)	6.6667%	(26,704)	400,558	—
111	398	Miscellaneous General Plant		—	6.6667%	—	—	—
112		Subtotal		<u>\$(1,275,457)</u>		<u>\$(99,381)</u>	<u>\$1,275,457</u>	<u>\$—</u>
113								
114		TOTAL		<u>\$(3,549,608)</u>		<u>\$(208,738)</u>	<u>\$3,549,608</u>	<u>\$—</u>
115		Rate Base Adjustments						
116		Adjusted Total		<u>\$(3,549,608)</u>		<u>\$(208,738)</u>	<u>\$3,549,608</u>	<u>\$—</u>

(A)

Note (A) : Accumulated Depreciation for Direct Plant can be found on IRA 5, IRA 7 & IRA 8

Texas Gas Service Company, a Division of ONE Gas, Inc. - Central-Gulf Service Area
Interim Rate Adjustment Application
12 Month Period Ending December 31, 2024
Division Additions Detail

Line No.	FERC Account No.	FERC Account Titles	Ref	Division	Division	Division Additions	Depreciation Rate per	Division	Accumulated	CGSA			Allocated Depreciation
				Additions	Adjustments	Adjusted Cost	Rate per	Depreciation	Depreciation	Allocation Factor	Allocated Cost	Expense	
(a)	(b)	(c)	(d)	(e)	(f)	(g)	(h)	(i)	(j)	(k)	(l)	(m)	(n)
											(g) - (j)	(k) x (l)	(i) x (l)
12		1. INTANGIBLE PLANT											
13	301	Organization		\$—	\$—	\$—	0.0000%	\$—	\$—	\$—	46.7278%	\$—	\$—
14	301	Organization- OPC		—	—	—	0.0000%	—	—	—	46.7278%	—	—
15	302	Franchises & Consents		—	—	—	0.0000%	—	—	—	46.7278%	—	—
16	303	Misc. Intangible		—	—	—	0.0000%	—	—	—	46.7278%	—	—
17	303	Misc. Intangible- OPC		—	—	—	0.0000%	—	—	—	46.7278%	—	—
18		Subtotal		\$—	\$—	\$—		\$—	\$—	\$—		\$—	\$—
19													
20		4. TRANSMISSION PLANT											
21	365.2	Land & Land Rights		\$—	\$—	\$—	0.0000%	\$—	\$—	\$—	46.7278%	\$—	\$—
22	365.1	Land - OPC		—	—	—	0.0000%	—	—	—	46.7278%	—	—
23	365.2	Rights of Way - OPC		—	—	—	0.0000%	—	—	—	46.7278%	—	—
24	366	Meas/Reg Station Structures		—	—	—	0.0000%	—	—	—	46.7278%	—	—
25	366.1	Compressor Station Structure - OPC		—	—	—	0.0000%	—	—	—	46.7278%	—	—
26	367	Mains		—	—	—	0.0000%	—	—	—	46.7278%	—	—
27	367	Mains -OPC		—	—	—	0.0000%	—	—	—	46.7278%	—	—
28	369	Meas & Reg Stations Equip		—	—	—	0.0000%	—	—	—	46.7278%	—	—
29	369	Measure/Reg. Station Equipment - OPC		—	—	—	0.0000%	—	—	—	46.7278%	—	—
30	369.1	Measuring Station Equipment - OPC		—	—	—	0.0000%	—	—	—	46.7278%	—	—
31	371	Other Equipment		—	—	—	0.0000%	—	—	—	46.7278%	—	—
32	371	Other Equipment - OPC		—	—	—	0.0000%	—	—	—	46.7278%	—	—
33		Subtotal		\$—	\$—	\$—		\$—	\$—	\$—		\$—	\$—
34													
35		5. DISTRIBUTION PLANT											
36	374	Land & Land Rights		\$—	\$—	\$—	0.0000%	\$—	\$—	\$—	46.7278%	\$—	\$—
37	374.1	Land		—	—	—	0.0000%	—	—	—	46.7278%	—	—
38	374.2	Land Rights		—	—	—	0.0000%	—	—	—	46.7278%	—	—
39	375	Structures & Improvements		—	—	—	0.0000%	—	—	—	46.7278%	—	—
40	375.1	Structures & Improvements		—	—	—	0.0000%	—	—	—	46.7278%	—	—
41	375.2	Other System Structures		—	—	—	0.0000%	—	—	—	46.7278%	—	—
42	376	Mains		—	—	—	0.0000%	—	—	—	46.7278%	—	—
43	376.9	Mains - Cathodic Protection Anodes		—	—	—	0.0000%	—	—	—	46.7278%	—	—
44	377	Compressor Station Equipment		—	—	—	0.0000%	—	—	—	46.7278%	—	—
45	378	Meas. & Reg. Station - General		—	—	—	0.0000%	—	—	—	46.7278%	—	—
		Meas. & Reg. Station - C.G.		—	—	—	0.0000%	—	—	—	46.7278%	—	—
46	379	Services		—	—	—	0.0000%	—	—	—	46.7278%	—	—
47	380	Services		—	—	—	0.0000%	—	—	—	46.7278%	—	—
48	380.1	Ind Service Line Equip		—	—	—	0.0000%	—	—	—	46.7278%	—	—
49	380.2	Comm Service Line Equip		—	—	—	0.0000%	—	—	—	46.7278%	—	—
50	380.4	Yard Lines-Customer Svc		—	—	—	0.0000%	—	—	—	46.7278%	—	—
51	380.6	Services - Tie-Ins Total		—	—	—	0.0000%	—	—	—	46.7278%	—	—
52	381	Meters		—	—	—	0.0000%	—	—	—	46.7278%	—	—
53	382	Meter Installations		—	—	—	0.0000%	—	—	—	46.7278%	—	—
54	383	House Regulators		—	—	—	0.0000%	—	—	—	46.7278%	—	—
55	385	Indust Meas & Reg Stat Equip		—	—	—	0.0000%	—	—	—	46.7278%	—	—
56	386	Other Property on Customer Premises		—	—	—	0.0000%	—	—	—	46.7278%	—	—
57	387	Meas. & Reg. Stat. Equipment		—	—	—	0.0000%	—	—	—	46.7278%	—	—
58		Subtotal		\$—	\$—	\$—		\$—	\$—	\$—		\$—	\$—
59													
60		6. GENERAL PLANT											
61	389	Land & Land Rights		\$—	\$—	\$—	0.0000%	\$—	\$—	\$—	46.7278%	\$—	\$—
62	389.1	Land & Land Rights		—	—	—	0.0000%	—	—	—	46.7278%	—	—
63	390	Structures & Improvements		—	—	—	0.0000%	—	—	—	46.7278%	—	—
64	390.1	Structures & Improvements		(237,054)	277,157	40,103	2.5600%	1,027	—	40,103	46.7278%	18,739	480

Texas Gas Service Company, a Division of ONE Gas, Inc. - Central-Gulf Service Area
Interim Rate Adjustment Application
12 Month Period Ending December 31, 2024
Division Additions Detail

Line No.	FERC Account No.	FERC Account Titles	Ref	Division Additions			Depreciation Rate per GUD No. 17471	Division Depreciation		CGSA			Allocated Depreciation Expense
				Original Cost	Adjustments	Adjusted Cost		Expense	Accumulated Depreciation	Division Net Plant	Allocation Factor	Allocated Cost	
(a)	(b)	(c)	(d)	(e)	(f)	(g)	(h)	(i)	(j)	(k) (g) - (j)	(l)	(m) (k) x (l)	(n) (i) x (l)
65	390.17	Building Improve Plum		—	—	—	0.0000%	—	—	—	46.7278%	—	—
66	390.2	Leasehold Improvement		—	—	—	2.6864%	—	—	—	46.7278%	—	—
67	390.2	Lease Incentive		—	—	—	0.0000%	—	—	—	46.7278%	—	—
68	390.21	Leasehold Equipment EOL		—	—	—	0.0000%	—	—	—	46.7278%	—	—
69	391	Office Furniture & Equipment		—	—	—	0.0000%	—	—	—	46.7278%	—	—
70	391.1	Office Furniture & Equipment		—	6,303	6,303	6.6667%	420	—	6,303	46.7278%	2,945	196
71	391.1	Office Furniture & Equipment - OPC		—	—	—	0.0000%	—	—	—	46.7278%	—	—
72	391.19	Airplane Hangar Furniture		—	—	—	0.0000%	—	—	—	46.7278%	—	—
73	391.2	Data Processing Equipment		—	—	—	0.0000%	—	—	—	46.7278%	—	—
74	391.2	Oracle Equipment		—	—	—	0.0000%	—	—	—	46.7278%	—	—
75	391.3	Office Machines		—	—	—	0.0000%	—	—	—	46.7278%	—	—
76	391.4	Audio Visual Equipment		—	—	—	0.0000%	—	—	—	46.7278%	—	—
77	391.4	Signature Project		—	—	—	0.0000%	—	—	—	46.7278%	—	—
78	391.6	Purchased Software		—	—	—	0.0000%	—	—	—	46.7278%	—	—
79	391.6	Purchased Software (Banner)		—	—	—	0.0000%	—	—	—	46.7278%	—	—
80	391.6	Ariba Software		—	—	—	0.0000%	—	—	—	46.7278%	—	—
81	391.6	Dynamic Risk Assessment		—	—	—	0.0000%	—	—	—	46.7278%	—	—
82	391.6	Enterprise Plan & Budget		—	—	—	0.0000%	—	—	—	46.7278%	—	—
83	391.6	GIS Development		—	—	—	0.0000%	—	—	—	46.7278%	—	—
84	391.6	Oracle Software		—	—	—	0.0000%	—	—	—	46.7278%	—	—
85	391.6	Concur Project		—	—	—	0.0000%	—	—	—	46.7278%	—	—
86	391.6	Customer Relations Software		—	—	—	0.0000%	—	—	—	46.7278%	—	—
87	391.6	Purchased Software (PowerPlant)		—	—	—	0.0000%	—	—	—	46.7278%	—	—
88	391.6	Purchased Software(RiskWorks)		—	—	—	0.0000%	—	—	—	46.7278%	—	—
89	391.6	Maximo-Leak Detect Sys		—	—	—	0.0000%	—	—	—	46.7278%	—	—
90	391.6	Foundation Software		—	—	—	0.0000%	—	—	—	46.7278%	—	—
91	391.6	Journey - Employee - ODC Distrigas		—	—	—	0.0000%	—	—	—	46.7278%	—	—
92	391.6	Journey - Employee Count		—	—	—	0.0000%	—	—	—	46.7278%	—	—
93	391.6	Payroll - Time Management		—	—	—	0.0000%	—	—	—	46.7278%	—	—
94	391.6	AP Software		—	—	—	0.0000%	—	—	—	46.7278%	—	—
95	391.8	Micro Computer Equipment		—	—	—	0.0000%	—	—	—	46.7278%	—	—
96	391.81	Aircraft Computer Equipment		—	—	—	0.0000%	—	—	—	46.7278%	—	—
97	391.9	Computer & Electronic Equip		514,497	74,330	588,828	14.2857%	84,118	—	588,828	46.7278%	275,146	39,307
98	391.99	Cloud Computing		—	—	—	0.0000%	—	—	—	46.7278%	—	—
99	392	Transportation Equipment		—	—	—	0.0000%	—	—	—	46.7278%	—	—
		Transportation Equipment Pickup Trucks and Vans		—	—	—	0.0000%	—	—	—	46.7278%	—	—
100	392.2			—	—	—	0.0000%	—	—	—	46.7278%	—	—
101	392.3	Transport Equip(Trucks 3/4 - 3 Ton)		—	—	—	0.0000%	—	—	—	46.7278%	—	—
102	392.5	Trailers		—	—	—	0.0000%	—	—	—	46.7278%	—	—
103	393	Stores Equipment		—	—	—	0.0000%	—	—	—	46.7278%	—	—
104	394	Tools, Shop & Garage		—	—	—	6.6667%	—	—	—	46.7278%	—	—
105	394.1	Tools		—	—	—	0.0000%	—	—	—	46.7278%	—	—
106	394.1	Tools - OPC		—	—	—	0.0000%	—	—	—	46.7278%	—	—
107	395	CNG Equipment - Laboratory		—	—	—	0.0000%	—	—	—	46.7278%	—	—
108	396	Major Work Equipment		—	—	—	0.0000%	—	—	—	46.7278%	—	—
109	396.1	Power Op Equip Rubber Tire		—	—	—	0.0000%	—	—	—	46.7278%	—	—
110	397	Communication Equipment		—	70,300	70,300	6.6667%	4,687	—	70,300	46.7278%	32,850	2,190
111	398	Miscellaneous General Plant		—	—	—	6.6667%	—	—	—	46.7278%	—	—
112		Subtotal		\$277,443	\$428,090	\$705,534		\$90,252	\$—	\$705,534		\$329,680	\$42,173
113													
114		TOTAL		\$277,443	\$428,090	\$705,534		\$90,252	\$—	\$705,534		\$329,680	\$42,173
115		Rate Base Adjustments		—	—	—		—	—	—	46.7278%	—	—
116		Adjusted Total		\$277,443	\$428,090	\$705,534		\$90,252	\$—	\$705,534		\$329,680	\$42,173

(1)

(1) The company's asset management system does not track accumulated depreciation on a single workorder basis. For the total accumulated depreciation, please see tab IRA-11a, 11b.

Texas Gas Service Company, a Division of ONE Gas, Inc. - Central-Gulf Service Area
Interim Rate Adjustment Application
12 Month Period Ending December 31, 2024
Corporate Additions Detail

Line No.	FERC Account No.	FERC Account Titles	Ref	Corporate Additions Original Cost	Corporate Adjustments	Corporate Additions Adjusted Cost	Corporate Additions Adjusted Cost Allocated to TGS	Change in Allocation Factors	Corporate Additions Adjusted Cost Allocated to TGS (including change in allocation factors)	Depreciation Rate per GUD No. 17471	Corporate Allocated to Division Depreciation Expense	Accumulated Depreciation	Corporate Allocated to Division Net Plant	CGSA Allocation Factor	Allocated Cost	Allocated Depreciation Expense
(a)	(b)	(c)	(d)	(e)	(f)	(g)	(h)	(i)	(j)	(k)	(l)	(m)	(n) (i) - (m)	(o)	(p) (n) x (o)	(q) (l) x (o)
1. INTANGIBLE PLANT																
12		Organization		\$—	\$—	\$—	\$—	\$—	\$—	0.0000%	\$—	\$—	\$—	46.7278%	\$—	\$—
13	301	Organization- OPC		—	—	—	—	—	—	0.0000%	—	—	—	46.7278%	—	—
14	302	Franchises & Consents		—	—	—	—	—	—	0.0000%	—	—	—	46.7278%	—	—
15	303	Misc. Intangible		—	—	—	—	—	—	0.0000%	—	—	—	46.7278%	—	—
16	303	Misc. Intangible- OPC		—	—	—	—	—	—	0.0000%	—	—	—	46.7278%	—	—
17		Subtotal		<u>\$—</u>	<u>\$—</u>	<u>\$—</u>	<u>\$—</u>	<u>\$—</u>	<u>\$—</u>		<u>\$—</u>	<u>\$—</u>	<u>\$—</u>		<u>\$—</u>	<u>\$—</u>
18																
19																
20		4. TRANSMISSION PLANT														
21	365.2	Land & Land Rights		\$—	\$—	\$—	\$—	\$—	\$—	0.0000%	\$—	\$—	\$—	46.7278%	\$—	\$—
22	365.1	Land - OPC		—	—	—	—	—	—	0.0000%	—	—	—	46.7278%	—	—
23	365.2	Rights of Way - OPC		—	—	—	—	—	—	0.0000%	—	—	—	46.7278%	—	—
24	366	Meas/Reg Station Structures		—	—	—	—	—	—	0.0000%	—	—	—	46.7278%	—	—
25	366.1	Compressor Station Structure - OPC		—	—	—	—	—	—	0.0000%	—	—	—	46.7278%	—	—
26	367	Mains		—	—	—	—	—	—	0.0000%	—	—	—	46.7278%	—	—
27	367	Mains -OPC		—	—	—	—	—	—	0.0000%	—	—	—	46.7278%	—	—
28	369	Meas & Reg Stations Equip		—	—	—	—	—	—	0.0000%	—	—	—	46.7278%	—	—
29	369	Measure/Reg. Station Equipment - OPC		—	—	—	—	—	—	0.0000%	—	—	—	46.7278%	—	—
30	369.1	Measuring Station Equipment - OPC		—	—	—	—	—	—	0.0000%	—	—	—	46.7278%	—	—
31	371	Other Equipment		—	—	—	—	—	—	0.0000%	—	—	—	46.7278%	—	—
32	371	Other Equipment - OPC		—	—	—	—	—	—	0.0000%	—	—	—	46.7278%	—	—
33		Subtotal		<u>\$—</u>	<u>\$—</u>	<u>\$—</u>	<u>\$—</u>	<u>\$—</u>	<u>\$—</u>		<u>\$—</u>	<u>\$—</u>	<u>\$—</u>		<u>\$—</u>	<u>\$—</u>
34																
35		5. DISTRIBUTION PLANT														
36	374	Land & Land Rights		\$—	\$—	\$—	\$—	\$—	\$—	0.0000%	\$—	\$—	\$—	46.7278%	\$—	\$—
37	374.1	Land		—	—	—	—	—	—	0.0000%	—	—	—	46.7278%	—	—
38	374.2	Land Rights		—	—	—	—	—	—	0.0000%	—	—	—	46.7278%	—	—
39	375	Structures & Improvements		—	—	—	—	—	—	0.0000%	—	—	—	46.7278%	—	—
40	375.1	Structures & Improvements		—	—	—	—	—	—	0.0000%	—	—	—	46.7278%	—	—
41	375.2	Other System Structures		—	—	—	—	—	—	0.0000%	—	—	—	46.7278%	—	—
42	376	Mains		—	—	—	—	—	—	0.0000%	—	—	—	46.7278%	—	—
43	376.9	Mains - Cathodic Protection Anodes		—	—	—	—	—	—	0.0000%	—	—	—	46.7278%	—	—
44	377	Compressor Station Equipment		—	—	—	—	—	—	0.0000%	—	—	—	46.7278%	—	—
45	378	Meas. & Reg. Station - General		—	—	—	—	—	—	0.0000%	—	—	—	46.7278%	—	—
46	378	Meas. & Reg. Station - C.G.		—	—	—	—	—	—	0.0000%	—	—	—	46.7278%	—	—
47	379	Services		—	—	—	—	—	—	0.0000%	—	—	—	46.7278%	—	—
48	380	Ind Service Line Equip		—	—	—	—	—	—	0.0000%	—	—	—	46.7278%	—	—
49	380.1	Comm Service Line Equip		—	—	—	—	—	—	0.0000%	—	—	—	46.7278%	—	—
50	380.2	Yard Lines-Customer Svc		—	—	—	—	—	—	0.0000%	—	—	—	46.7278%	—	—
51	380.4	Services - Tie-Ins Total		—	—	—	—	—	—	0.0000%	—	—	—	46.7278%	—	—
52	380.6	Meters		—	—	—	—	—	—	0.0000%	—	—	—	46.7278%	—	—
53	381	Meter Installations		—	—	—	—	—	—	0.0000%	—	—	—	46.7278%	—	—
54	382	House Regulators		—	—	—	—	—	—	0.0000%	—	—	—	46.7278%	—	—
55	383	Indust Meas & Reg Stat Equip		—	—	—	—	—	—	0.0000%	—	—	—	46.7278%	—	—
56	385	Other Property on Customer Premises		—	—	—	—	—	—	0.0000%	—	—	—	46.7278%	—	—
57	386	Meas. & Reg. Stat. Equipment		—	—	—	—	—	—	0.0000%	—	—	—	46.7278%	—	—
58		Subtotal		<u>\$—</u>	<u>\$—</u>	<u>\$—</u>	<u>\$—</u>	<u>\$—</u>	<u>\$—</u>		<u>\$—</u>	<u>\$—</u>	<u>\$—</u>		<u>\$—</u>	<u>\$—</u>
59																
60		6. GENERAL PLANT														
61	389	Land & Land Rights		\$—	\$—	\$—	\$—	\$389	\$389	0.0000%	\$—	\$—	\$389	46.7278%	\$182	\$—
62	389.1	Land & Land Rights		—	—	—	—	—	—	0.0000%	—	—	—	46.7278%	—	—
63	390	Structures & Improvements		—	—	—	—	—	—	0.0000%	—	—	—	46.7278%	—	—
64	390.1	Structures & Improvements		(490,292)	113,569	(376,724)	(111,623)	49,590	(62,033)	2.0100%	(1,247)	—	(62,033)	46.7278%	(28,987)	(583)
65	390.17	Building Improve Plum		—	—	—	—	—	—	0.0000%	—	—	—	46.7278%	—	—
66	390.2	Leasehold Improvement		450,667	98,487	549,154	162,714	59,389	222,103	17.9104%	39,780	—	222,103	46.7278%	103,784	18,588
67	390.2	Lease Incentive		—	—	—	—	—	—	0.0000%	—	—	—	46.7278%	—	—
68	390.21	Leasehold Equipment EOL		—	—	—	—	—	—	0.0000%	—	—	—	46.7278%	—	—
69	391	Office Furniture & Equipment		—	—	—	—	—	—	0.0000%	—	—	—	46.7278%	—	—

Texas Gas Service Company, a Division of ONE Gas, Inc. - Central-Gulf Service Area
Interim Rate Adjustment Application
12 Month Period Ending December 31, 2024
Corporate Additions Detail

Line No.	FERC Account No.	FERC Account Titles	Ref	Corporate Additions Original Cost	Corporate Adjustments	Corporate Additions Adjusted Cost	Corporate Additions Adjusted Cost Allocated to TGS	Change in Allocation Factors	Corporate Additions Adjusted Cost Allocated to TGS (including change in allocation factors)	Depreciation Rate per GUD No. 17471	Corporate Allocated to Division Depreciation Expense	Accumulated Depreciation	Corporate Allocated to Division Net Plant	CGSA Allocation Factor	Allocated Cost	Allocated Depreciation Expense
(a)	(b)	(c)	(d)	(e)	(f)	(g)	(h)	(i)	(j)	(k)	(l)	(m)	(n)	(o)	(p)	(q)
70	391.1	Office Furniture & Equipment		761,073	(11)	761,062	225,503	43,599	269,102	6.6667%	17,940	—	(j) - (m)	269,102	125,745	8,383
71	391.1	Office Furniture & Equipment - OPC		—	—	—	—	—	—	0.0000%	—	—	—	—	—	—
72	391.19	Airplane Hangar Furniture		—	—	—	—	—	—	6.6667%	—	—	—	—	—	—
73	391.2	Data Processing Equipment		—	—	—	—	—	—	0.0000%	—	—	—	—	—	—
74	391.2	Oracle Equipment		—	—	—	—	—	—	0.0000%	—	—	—	—	—	—
75	391.3	Office Machines		—	—	—	—	10,842	10,842	5.0000%	542	—	10,842	46.7278%	5,066	253
76	391.4	Audio Visual Equipment		—	36	36	11	10,425	10,435	20.0000%	2,087	—	10,435	46.7278%	4,876	975
77	391.4	Signature Project		—	—	—	—	—	—	0.0000%	—	—	—	—	—	—
78	391.6	Purchased Software		12,640,889	104,506	12,745,396	3,776,461	1,355,902	5,132,363	7.6923%	394,797	—	5,132,363	46.7278%	2,398,240	184,480
79	391.6	Purchased Software (Banner)		823,673	355	824,028	254,213	—	254,213	7.6923%	19,555	—	254,213	46.7278%	118,788	9,138
80	391.6	Ariba Software		—	—	—	—	—	—	7.6923%	—	—	—	—	—	—
81	391.6	Dynamic Risk Assessment		—	—	—	—	—	—	7.6923%	—	—	—	—	—	—
82	391.6	Enterprise Plan & Budget		—	—	—	—	—	—	7.6923%	—	—	—	—	—	—
83	391.6	GIS Development		—	—	—	—	—	—	7.6923%	—	—	—	—	—	—
84	391.6	Oracle Software		—	—	—	—	—	—	7.6923%	—	—	—	—	—	—
85	391.6	Concur Project		—	—	—	—	121	121	7.6923%	9	—	121	46.7278%	56	4
86	391.6	Customer Relations Software		499,972	—	499,972	154,241	—	154,241	7.6923%	11,865	—	154,241	46.7278%	72,074	5,544
87	391.6	Purchased Software (PowerPlant)		—	—	—	—	—	—	7.6923%	—	—	—	—	—	—
88	391.6	Purchased Software(RiskWorks)		—	—	—	—	—	—	7.6923%	—	—	—	—	—	—
89	391.6	Maximo-Leak Detect Sys		—	—	—	—	—	—	7.6923%	—	—	—	—	—	—
90	391.6	Foundation Software		—	—	—	—	—	—	7.6923%	—	—	—	—	—	—
91	391.6	Journey - Employee - ODC Dstrigas		—	12,655	12,655	3,750	619,158	622,907	7.6923%	47,916	—	622,907	46.7278%	291,071	22,390
92	391.6	Journey - Employee Count		—	—	—	—	3,113	3,113	7.6923%	239	—	3,113	46.7278%	1,455	112
93	391.6	Payroll - Time Management		—	(1,210)	(1,210)	(359)	4,969	4,609	7.6923%	355	—	4,609	46.7278%	2,154	166
94	391.6	AP Software		146,614	303	146,917	49,252	3,074	52,325	7.6923%	4,025	—	52,325	46.7278%	24,450	1,881
95	391.8	Micro Computer Equipment		1,571,942	—	1,571,942	465,856	239,335	705,191	20.0000%	141,038	—	705,191	46.7278%	329,520	65,904
96	391.81	Aircraft Computer Equipment		—	—	—	—	—	—	0.0000%	—	—	—	—	—	—
97	391.9	Computer & Electronic Equip		—	—	—	—	—	—	0.0000%	—	—	—	—	—	—
98	391.99	Cloud Computing		291,371	—	291,371	86,333	19,145	105,478	7.6923%	8,114	—	105,478	46.7278%	49,287	3,791
99	392	Transportation Equipment		—	—	—	—	—	—	0.0000%	—	—	—	—	—	—
100	392.2	Transportation Equipment Pickup Trucks and Vans		906,475	—	906,475	268,588	—	268,588	16.6667%	44,765	—	268,588	46.7278%	125,505	20,918
101	392.3	Transport Equip(Trucks 3/4 - 3 Ton)		—	—	—	—	—	—	0.0000%	—	—	—	—	—	—
102	392.5	Trailers		—	—	—	—	—	—	0.0000%	—	—	—	—	—	—
103	393	Stores Equipment		—	82	82	24	24	24	0.0000%	—	—	24	46.7278%	11	—
104	394	Tools, Shop & Garage		20,938	3	20,941	6,205	5,243	11,448	6.6667%	763	—	11,448	46.7278%	5,349	357
105	394.1	Tools		—	—	—	—	—	—	0.0000%	—	—	—	—	—	—
106	394.1	Tools - OPC		—	—	—	—	—	—	0.0000%	—	—	—	—	—	—
107	395	CNG Equipment - Laboratory		—	—	—	—	—	—	0.0000%	—	—	—	—	—	—
108	396	Major Work Equipment		—	—	—	—	—	—	0.0000%	—	—	—	—	—	—
109	396.1	Power Op Equip Rubber Tire		—	—	—	—	—	—	0.0000%	—	—	—	—	—	—
110	397	Communication Equipment		—	—	—	—	912	912	5.0000%	46	—	912	46.7278%	426	21
111	398	Miscellaneous General Plant		—	—	—	—	—	—	0.0000%	—	—	—	—	—	—
112		Subtotal		\$17,623,321	\$328,776	\$17,952,097	\$5,341,168	\$2,425,205	\$7,766,373		\$732,588	\$—	\$7,766,373		\$3,629,055	\$342,322
113																
114		TOTAL		\$17,623,321	\$328,776	\$17,952,097	\$5,341,168	\$2,425,205	\$7,766,373		\$732,588	\$—	\$7,766,373		\$3,629,055	\$342,322
115		Rate Base Adjustments		—	—	—	—	—	—	0.0000%	—	—	—	46.7278%	—	—
116		Change in Allocation Factor from prior year		—	—	—	—	—	—	0.0000%	—	—	—	46.7278%	—	—
117		Adjusted Total		\$17,623,321	\$328,776	\$17,952,097	\$5,341,168	\$2,425,205	\$7,766,373		\$732,588	\$—	\$7,766,373		\$3,629,055	\$342,322

(1)

(1) The company's asset management system does not track accumulated depreciation on a single workorder basis. For the total accumulated depreciation, please see tab IRA-11a, 11b.

Texas Gas Service Company, a Division of ONE Gas, Inc. - Central-Gulf Service Area
Interim Rate Adjustment Application
12 Month Period Ending December 31, 2024
Division Retirement Detail

Line No.	FERC Account No.	FERC Account Titles	Ref	Division	Division	Division	Depreciation Rate per GUD No. 17471	Division	Accumulated	Division Net	CGSA		Allocated Depreciation	
				Retirements Original Cost	Adjustments	Retirements Adjusted Cost		Depreciation Expense	Depreciation	Plant	Allocation Factor	Allocated Cost	Expense	
(a)	(b)	(c)	(d)	(e)	(f)	(g)	(h)	(i)	(j)	(k) (g) - (j)	(l)	(m) (k) x (l)	(n) (i) x (l)	
1. INTANGIBLE PLANT														
12														
13	301	Organization		\$—	\$—	\$—	0.0000%	\$—	\$—	\$—	46.7278%	\$—	\$—	
14	301	Organization- OPC		—	—	—	0.0000%	—	—	—	46.7278%	—	—	
15	302	Franchises & Consents		—	—	—	0.0000%	—	—	—	46.7278%	—	—	
16	303	Misc. Intangible		—	—	—	0.0000%	—	—	—	46.7278%	—	—	
17	303	Misc. Intangible- OPC		—	—	—	0.0000%	—	—	—	46.7278%	—	—	
18		Subtotal		\$—	\$—	\$—		\$—	\$—	\$—		\$—	\$—	
19														
4. TRANSMISSION PLANT														
20														
21	365.2	Land & Land Rights		\$—	\$—	\$—	0.0000%	\$—	\$—	\$—	46.7278%	\$—	\$—	
22	365.1	Land - OPC		—	—	—	0.0000%	—	—	—	46.7278%	—	—	
23	365.2	Rights of Way - OPC		—	—	—	0.0000%	—	—	—	46.7278%	—	—	
24	366	Meas/Reg Station Structures		—	—	—	0.0000%	—	—	—	46.7278%	—	—	
25	366.1	Compressor Station Structure - OPC		—	—	—	0.0000%	—	—	—	46.7278%	—	—	
26	367	Mains		—	—	—	0.0000%	—	—	—	46.7278%	—	—	
27	367	Mains -OPC		—	—	—	0.0000%	—	—	—	46.7278%	—	—	
28	369	Meas & Reg Stations Equip		—	—	—	0.0000%	—	—	—	46.7278%	—	—	
29	369	Measure/Reg. Station Equipment - OPC		—	—	—	0.0000%	—	—	—	46.7278%	—	—	
30	369.1	Measuring Station Equipment - OPC		—	—	—	0.0000%	—	—	—	46.7278%	—	—	
31	371	Other Equipment		—	—	—	0.0000%	—	—	—	46.7278%	—	—	
32	371	Other Equipment - OPC		—	—	—	0.0000%	—	—	—	46.7278%	—	—	
33		Subtotal		\$—	\$—	\$—		\$—	\$—	\$—		\$—	\$—	
34														
5. DISTRIBUTION PLANT														
35														
36	374	Land & Land Rights		\$—	\$—	\$—	0.0000%	\$—	\$—	\$—	46.7278%	\$—	\$—	
37	374.1	Land		—	—	—	0.0000%	—	—	—	46.7278%	—	—	
38	374.2	Land Rights		—	—	—	0.0000%	—	—	—	46.7278%	—	—	
39	375	Structures & Improvements		—	—	—	0.0000%	—	—	—	46.7278%	—	—	
40	375.1	Structures & Improvements		—	—	—	0.0000%	—	—	—	46.7278%	—	—	
41	375.2	Other System Structures		—	—	—	0.0000%	—	—	—	46.7278%	—	—	
42	376	Mains		—	—	—	0.0000%	—	—	—	46.7278%	—	—	
43	376.9	Mains - Cathodic Protection Anodes		—	—	—	0.0000%	—	—	—	46.7278%	—	—	
44	377	Compressor Station Equipment		—	—	—	0.0000%	—	—	—	46.7278%	—	—	
45	378	Meas. & Reg. Station - General		—	—	—	0.0000%	—	—	—	46.7278%	—	—	
46	379	Meas. & Reg. Station - C.G.		—	—	—	0.0000%	—	—	—	46.7278%	—	—	
47	380	Services		—	—	—	0.0000%	—	—	—	46.7278%	—	—	
48	380.1	Ind Service Line Equip		—	—	—	0.0000%	—	—	—	46.7278%	—	—	
49	380.2	Comm Service Line Equip		—	—	—	0.0000%	—	—	—	46.7278%	—	—	
50	380.4	Yard Lines-Customer Svc		—	—	—	0.0000%	—	—	—	46.7278%	—	—	
51	380.6	Services - Tie-Ins Total		—	—	—	0.0000%	—	—	—	46.7278%	—	—	
52	381	Meters		—	—	—	0.0000%	—	—	—	46.7278%	—	—	
53	382	Meter Installations		—	—	—	0.0000%	—	—	—	46.7278%	—	—	
54	383	House Regulators		—	—	—	0.0000%	—	—	—	46.7278%	—	—	
55	385	Indust Meas & Reg Stat Equip		—	—	—	0.0000%	—	—	—	46.7278%	—	—	
56	386	Other Property on Customer Premises		—	—	—	0.0000%	—	—	—	46.7278%	—	—	
57	387	Meas. & Reg. Stat. Equipment		—	—	—	0.0000%	—	—	—	46.7278%	—	—	
58		Subtotal		\$—	\$—	\$—		\$—	\$—	\$—		\$—	\$—	
59														
6. GENERAL PLANT														
60														
61	389	Land & Land Rights		\$—	\$—	\$—	0.0000%	\$—	\$—	\$—	46.7278%	\$—	\$—	
62	389.1	Land & Land Rights		—	—	—	0.0000%	—	—	—	46.7278%	—	—	
63	390	Structures & Improvements		—	—	—	0.0000%	—	—	—	46.7278%	—	—	
64	390.1	Structures & Improvements		—	—	—	2.5600%	—	—	—	46.7278%	—	—	
65	390.17	Building Improve Plum		—	—	—	0.0000%	—	—	—	46.7278%	—	—	
66	390.2	Leasehold Improvement		—	—	—	2.6864%	—	—	—	46.7278%	—	—	

Texas Gas Service Company, a Division of ONE Gas, Inc. - Central-Gulf Service Area
Interim Rate Adjustment Application
12 Month Period Ending December 31, 2024
Division Retirement Detail

Line No.	FERC Account No.	FERC Account Titles	Ref	Division			Depreciation Rate per GUD No. 17471	Division Depreciation Expense	Accumulated Depreciation	Division Net Plant	CGSA		Allocated Depreciation Expense
				Retirements Original Cost	Adjustments	Retirements Adjusted Cost					Allocation Factor	Allocated Cost	
(a)	(b)	(c)	(d)	(e)	(f)	(g)	(h)	(i)	(j)	(k) (g) - (j)	(l)	(m) (k) x (l)	(n) (i) x (l)
67	390.2	Lease Incentive		—	—	—	0.0000%	—	—	—	46.7278%	—	—
68	390.21	Leasehold Equipment EOL		—	—	—	0.0000%	—	—	—	46.7278%	—	—
69	391	Office Furniture & Equipment		—	—	—	0.0000%	—	—	—	46.7278%	—	—
70	391.1	Office Furniture & Equipment		—	—	—	6.6667%	—	—	—	46.7278%	—	—
71	391.1	Office Furniture & Equipment - OPC		—	—	—	0.0000%	—	—	—	46.7278%	—	—
72	391.19	Airplane Hangar Furniture		—	—	—	0.0000%	—	—	—	46.7278%	—	—
73	391.2	Data Processing Equipment		—	—	—	0.0000%	—	—	—	46.7278%	—	—
74	391.2	Oracle Equipment		—	—	—	0.0000%	—	—	—	46.7278%	—	—
75	391.3	Office Machines		—	—	—	0.0000%	—	—	—	46.7278%	—	—
76	391.4	Audio Visual Equipment		—	—	—	0.0000%	—	—	—	46.7278%	—	—
77	391.4	Signature Project		—	—	—	0.0000%	—	—	—	46.7278%	—	—
78	391.6	Purchased Software		—	—	—	0.0000%	—	—	—	46.7278%	—	—
79	391.6	Purchased Software (Banner)		—	—	—	0.0000%	—	—	—	46.7278%	—	—
80	391.6	Ariba Software		—	—	—	0.0000%	—	—	—	46.7278%	—	—
81	391.6	Dynamic Risk Assessment		—	—	—	0.0000%	—	—	—	46.7278%	—	—
82	391.6	Enterprise Plan & Budget		—	—	—	0.0000%	—	—	—	46.7278%	—	—
83	391.6	GIS Development		—	—	—	0.0000%	—	—	—	46.7278%	—	—
84	391.6	Oracle Software		—	—	—	0.0000%	—	—	—	46.7278%	—	—
85	391.6	Concur Project		—	—	—	0.0000%	—	—	—	46.7278%	—	—
86	391.6	Customer Relations Software		—	—	—	0.0000%	—	—	—	46.7278%	—	—
87	391.6	Purchased Software (PowerPlant)		—	—	—	0.0000%	—	—	—	46.7278%	—	—
88	391.6	Purchased Software(RiskWorks)		—	—	—	0.0000%	—	—	—	46.7278%	—	—
89	391.6	Maximo-Leak Detect Sys		—	—	—	0.0000%	—	—	—	46.7278%	—	—
90	391.6	Foundation Software		—	—	—	0.0000%	—	—	—	46.7278%	—	—
91	391.6	Journey - Employee - ODC Distrigas		—	—	—	0.0000%	—	—	—	46.7278%	—	—
92	391.6	Journey - Employee Count		—	—	—	0.0000%	—	—	—	46.7278%	—	—
93	391.6	Payroll - Time Management		—	—	—	0.0000%	—	—	—	46.7278%	—	—
94	391.6	AP Software		—	—	—	0.0000%	—	—	—	46.7278%	—	—
95	391.8	Micro Computer Equipment		—	—	—	0.0000%	—	—	—	46.7278%	—	—
96	391.81	Aircraft Computer Equipment		—	—	—	0.0000%	—	—	—	46.7278%	—	—
97	391.9	Computer & Electronic Equip		(352,442)	—	(352,442)	14.2857%	(50,349)	—	(352,442)	46.7278%	(164,688)	(23,527)
98	391.99	Cloud Computing		—	—	—	0.0000%	—	—	—	46.7278%	—	—
99	392	Transportation Equipment		—	—	—	0.0000%	—	—	—	46.7278%	—	—
100	392.2	Transportation Equipment Pickup Trucks and Van		—	—	—	0.0000%	—	—	—	46.7278%	—	—
101	392.3	Transport Equip(Trucks 3/4 - 3 Ton)		—	—	—	0.0000%	—	—	—	46.7278%	—	—
102	392.5	Trailers		—	—	—	0.0000%	—	—	—	46.7278%	—	—
103	393	Stores Equipment		—	—	—	0.0000%	—	—	—	46.7278%	—	—
104	394	Tools, Shop & Garage		—	—	—	6.6667%	—	—	—	46.7278%	—	—
105	394.1	Tools		—	—	—	0.0000%	—	—	—	46.7278%	—	—
106	394.1	Tools - OPC		—	—	—	0.0000%	—	—	—	46.7278%	—	—
107	395	CNG Equipment - Laboratory		—	—	—	0.0000%	—	—	—	46.7278%	—	—
108	396	Major Work Equipment		—	—	—	0.0000%	—	—	—	46.7278%	—	—
109	396.1	Power Op Equip Rubber Tire		—	—	—	0.0000%	—	—	—	46.7278%	—	—
110	397	Communication Equipment		—	—	—	6.6667%	—	—	—	46.7278%	—	—
111	398	Miscellaneous General Plant		—	—	—	6.6667%	—	—	—	46.7278%	—	—
112		Subtotal		<u>\$(352,442)</u>	<u>\$—</u>	<u>\$(352,442)</u>		<u>\$(50,349)</u>	<u>\$—</u>	<u>\$(352,442)</u>		<u>\$(164,688)</u>	<u>\$(23,527)</u>
113													
114		TOTAL		<u>\$(352,442)</u>	<u>\$—</u>	<u>\$(352,442)</u>		<u>\$(50,349)</u>	<u>\$—</u>	<u>\$(352,442)</u>		<u>\$(164,688)</u>	<u>\$(23,527)</u>
115		Rate Base Adjustments		—	—	—		—	—	—	46.7278%	—	—
116		Adjusted Total		<u>\$(352,442)</u>	<u>\$—</u>	<u>\$(352,442)</u>		<u>\$(50,349)</u>	<u>\$—</u>	<u>\$(352,442)</u>		<u>\$(164,688)</u>	<u>\$(23,527)</u>

(1)

(1) The company's asset management system does not track accumulated depreciation on a single workorder basis. For the total accumulated depreciation, please see tab IRA-11a, 11b.

Interim Rate Adjustment Application
12 Month Period Ending December 31, 2024
Corporate Retirement Detail

Line No.	FERC Account No.	FERC Account Titles	Ref	Corporate Retirements Original Cost	Corporate Adjustments	Corporate Retirements Adjusted Cost	Corporate Retirements Adjusted Cost Allocated to TGS	Change in Allocation Factors	Corporate Retirements Adjusted Cost Allocated to TGS (including change in allocation factors)	Depreciation Rate per GUD No. 17471	Corporate Allocated to Division Depreciation Expense	Accumulated Depreciation	Corporate Allocated to Division Net Plant	CGSA Allocation Factor	Allocated Cost	Allocated Depreciation Expense
(a)	(b)	(c)	(d)	(e)	(f)	(g)	(h)	(i)	(j)	(k)	(l)	(m)	(n)	(o)	(p)	(q)
													(j) - (m)	(n) x (o)	(l) x (o)	
1. INTANGIBLE PLANT																
12																
13	301	Organization		\$—	\$—	\$—	\$—	\$—	\$—	0.0000%	\$—	\$—	\$—	46.7278%	\$—	\$—
14	301	Organization- OPC		—	—	—	—	—	—	0.0000%	—	—	—	46.7278%	—	—
15	302	Franchises & Consents		—	—	—	—	—	—	0.0000%	—	—	—	46.7278%	—	—
16	303	Misc. Intangible		—	—	—	—	—	—	0.0000%	—	—	—	46.7278%	—	—
17	303	Misc. Intangible- OPC		—	—	—	—	—	—	0.0000%	—	—	—	46.7278%	—	—
18		Subtotal		\$—	\$—	\$—	\$—	\$—	\$—		\$—	\$—	\$—		\$—	\$—
19																
20		4. TRANSMISSION PLANT														
21	365.2	Land & Land Rights		\$—	\$—	\$—	\$—	\$—	\$—	0.0000%	\$—	\$—	\$—	46.7278%	\$—	\$—
22	365.1	Land - OPC		—	—	—	—	—	—	0.0000%	—	—	—	46.7278%	—	—
23	365.2	Rights of Way - OPC		—	—	—	—	—	—	0.0000%	—	—	—	46.7278%	—	—
24	366	Meas/Reg Station Structures		—	—	—	—	—	—	0.0000%	—	—	—	46.7278%	—	—
25	366.1	Compressor Station Structure - OPC		—	—	—	—	—	—	0.0000%	—	—	—	46.7278%	—	—
26	367	Mains		—	—	—	—	—	—	0.0000%	—	—	—	46.7278%	—	—
27	367	Mains -OPC		—	—	—	—	—	—	0.0000%	—	—	—	46.7278%	—	—
28	369	Meas & Reg Stations Equip		—	—	—	—	—	—	0.0000%	—	—	—	46.7278%	—	—
29	369	Measure/Reg. Station Equipment - OPC		—	—	—	—	—	—	0.0000%	—	—	—	46.7278%	—	—
30	369.1	Measuring Station Equipment - OPC		—	—	—	—	—	—	0.0000%	—	—	—	46.7278%	—	—
31	371	Other Equipment		—	—	—	—	—	—	0.0000%	—	—	—	46.7278%	—	—
32	371	Other Equipment - OPC		—	—	—	—	—	—	0.0000%	—	—	—	46.7278%	—	—
33		Subtotal		\$—	\$—	\$—	\$—	\$—	\$—		\$—	\$—	\$—		\$—	\$—
34																
35		5. DISTRIBUTION PLANT														
36	374	Land & Land Rights		\$—	\$—	\$—	\$—	\$—	\$—	0.0000%	\$—	\$—	\$—	46.7278%	\$—	\$—
37	374.1	Land		—	—	—	—	—	—	0.0000%	—	—	—	46.7278%	—	—
38	374.2	Land Rights		—	—	—	—	—	—	0.0000%	—	—	—	46.7278%	—	—
39	375	Structures & Improvements		—	—	—	—	—	—	0.0000%	—	—	—	46.7278%	—	—
40	375.1	Structures & Improvements		—	—	—	—	—	—	0.0000%	—	—	—	46.7278%	—	—
41	375.2	Other System Structures		—	—	—	—	—	—	0.0000%	—	—	—	46.7278%	—	—
42	376	Mains		—	—	—	—	—	—	0.0000%	—	—	—	46.7278%	—	—
43	376.9	Mains - Cathodic Protection Anodes		—	—	—	—	—	—	0.0000%	—	—	—	46.7278%	—	—
44	377	Compressor Station Equipment		—	—	—	—	—	—	0.0000%	—	—	—	46.7278%	—	—
45	378	Meas. & Reg. Station - General		—	—	—	—	—	—	0.0000%	—	—	—	46.7278%	—	—
46	379	Meas. & Reg. Station - C.G.		—	—	—	—	—	—	0.0000%	—	—	—	46.7278%	—	—
47	380	Services		—	—	—	—	—	—	0.0000%	—	—	—	46.7278%	—	—
48	380.1	Ind Service Line Equip		—	—	—	—	—	—	0.0000%	—	—	—	46.7278%	—	—
49	380.2	Comm Service Line Equip		—	—	—	—	—	—	0.0000%	—	—	—	46.7278%	—	—
50	380.4	Yard Lines-Customer Svc		—	—	—	—	—	—	0.0000%	—	—	—	46.7278%	—	—
51	380.6	Services - Tie-Ins Total		—	—	—	—	—	—	0.0000%	—	—	—	46.7278%	—	—
52	381	Meters		—	—	—	—	—	—	0.0000%	—	—	—	46.7278%	—	—
53	382	Meter Installations		—	—	—	—	—	—	0.0000%	—	—	—	46.7278%	—	—
54	383	House Regulators		—	—	—	—	—	—	0.0000%	—	—	—	46.7278%	—	—
55	385	Indust Meas & Reg Stat Equip		—	—	—	—	—	—	0.0000%	—	—	—	46.7278%	—	—
56	386	Other Property on Customer Premises		—	—	—	—	—	—	0.0000%	—	—	—	46.7278%	—	—
57	387	Meas. & Reg. Stat. Equipment		—	—	—	—	—	—	0.0000%	—	—	—	46.7278%	—	—
58		Subtotal		\$—	\$—	\$—	\$—	\$—	\$—		\$—	\$—	\$—		\$—	\$—
59																
60		6. GENERAL PLANT														
61	389	Land & Land Rights		\$—	\$—	\$—	\$—	\$—	\$—	0.0000%	\$—	\$—	\$—	46.7278%	\$—	\$—
62	389.1	Land & Land Rights		—	—	—	—	—	—	0.0000%	—	—	—	46.7278%	—	—
63	390	Structures & Improvements		—	—	—	—	—	—	0.0000%	—	—	—	46.7278%	—	—
64	390.1	Structures & Improvements		—	—	—	—	—	—	2.0100%	—	—	—	46.7278%	—	—
65	390.17	Building Improve Plum		—	—	—	—	—	—	0.0000%	—	—	—	46.7278%	—	—
66	390.2	Leasehold Improvement		—	—	—	—	—	—	17.9104%	—	—	—	46.7278%	—	—
67	390.2	Lease Incentive		—	—	—	—	—	—	0.0000%	—	—	—	46.7278%	—	—
68	390.21	Leasehold Equipment EOL		—	—	—	—	—	—	0.0000%	—	—	—	46.7278%	—	—
69	391	Office Furniture & Equipment		—	—	—	—	—	—	0.0000%	—	—	—	46.7278%	—	—
70	391.1	Office Furniture & Equipment		—	—	—	—	—	—	6.6667%	—	—	—	46.7278%	—	—
71	391.1	Office Furniture & Equipment - OPC		—	—	—	—	—	—	0.0000%	—	—	—	46.7278%	—	—
72	391.19	Airplane Hangar Furniture		—	—	—	—	—	—	6.6667%	—	—	—	46.7278%	—	—

Interim Rate Adjustment Application
12 Month Period Ending December 31, 2024
Corporate Retirement Detail

Line No.	FERC Account No.	FERC Account Titles	Ref	Corporate Retirements Original Cost	Corporate Adjustments	Corporate Retirements Adjusted Cost	Corporate Retirements Adjusted Cost Allocated to TGS	Change in Allocation Factors	Corporate Retirements Adjusted Cost Allocated to TGS (including change in allocation factors)	Depreciation Rate per GUD No. 17471	Corporate Allocated to Division Depreciation Expense	Accumulated Depreciation	Corporate Allocated to Division Net Plant	CGSA Allocation Factor	Allocated Cost	Allocated Depreciation Expense
(a)	(b)	(c)	(d)	(e)	(f)	(g)	(h)	(i)	(j)	(k)	(l)	(m)	(n)	(o)	(p)	(q)
													(j) - (m)		(n) x (o)	(l) x (o)
73	391.2	Data Processing Equipment		—	—	—	—	—	—	0.0000 %	—	—	—	—	—	—
74	391.2	Oracle Equipment		—	—	—	—	—	—	0.0000 %	—	—	—	—	—	—
75	391.3	Office Machines		—	—	—	—	—	—	5.0000 %	—	—	—	—	—	—
76	391.4	Audio Visual Equipment		(974,857)	—	(974,857)	(288,850)	—	(288,850)	20.0000 %	(57,770)	—	(288,850)	—	(134,973)	(26,995)
77	391.4	Signature Project		—	—	—	—	—	—	0.0000 %	—	—	—	—	—	—
78	391.6	Purchased Software		(360,156)	—	(360,156)	(106,714)	—	(106,714)	7.6923 %	(8,209)	—	(106,714)	—	(49,865)	(3,836)
79	391.6	Purchased Software (Banner)		—	—	—	—	—	—	7.6923 %	—	—	—	—	—	—
80	391.6	Ariba Software		—	—	—	—	—	—	7.6923 %	—	—	—	—	—	—
81	391.6	Dynamic Risk Assessment		—	—	—	—	—	—	7.6923 %	—	—	—	—	—	—
82	391.6	Enterprise Plan & Budget		—	—	—	—	—	—	7.6923 %	—	—	—	—	—	—
83	391.6	GIS Development		—	—	—	—	—	—	7.6923 %	—	—	—	—	—	—
84	391.6	Oracle Software		—	—	—	—	—	—	7.6923 %	—	—	—	—	—	—
85	391.6	Concur Project		—	—	—	—	—	—	7.6923 %	—	—	—	—	—	—
86	391.6	Customer Relations Software		—	—	—	—	—	—	7.6923 %	—	—	—	—	—	—
87	391.6	Purchased Software (PowerPlant)		—	—	—	—	—	—	7.6923 %	—	—	—	—	—	—
88	391.6	Purchased Software(RiskWorks)		—	—	—	—	—	—	7.6923 %	—	—	—	—	—	—
89	391.6	Maximo-Leak Detect Sys		—	—	—	—	—	—	7.6923 %	—	—	—	—	—	—
90	391.6	Foundation Software		—	—	—	—	—	—	7.6923 %	—	—	—	—	—	—
91	391.6	Journey - Employee - ODC Distrigas		—	—	—	—	—	—	7.6923 %	—	—	—	—	—	—
92	391.6	Journey - Employee Count		—	—	—	—	—	—	7.6923 %	—	—	—	—	—	—
93	391.6	Payroll - Time Management		—	—	—	—	—	—	7.6923 %	—	—	—	—	—	—
94	391.6	AP Software		—	—	—	—	—	—	7.6923 %	—	—	—	—	—	—
95	391.8	Micro Computer Equipment		(8,508,358)	—	(8,508,358)	(2,521,026)	—	(2,521,026)	20.0000 %	(504,205)	—	(2,521,026)	—	(1,178,020)	(235,604)
96	391.81	Aircraft Computer Equipment		—	—	—	—	—	—	0.0000 %	—	—	—	—	—	—
97	391.9	Computer & Electronic Equip		—	—	—	—	—	—	0.0000 %	—	—	—	—	—	—
98	391.99	Cloud Computing		—	—	—	—	—	—	7.6923 %	—	—	—	—	—	—
99	392	Transportation Equipment		—	—	—	—	—	—	0.0000 %	—	—	—	—	—	—
100	392.2	Transportation Equipment Pickup Trucks		—	—	—	—	—	—	16.6667 %	—	—	—	—	—	—
101	392.3	Transport Equip(Trucks 3/4 - 3 Ton)		—	—	—	—	—	—	0.0000 %	—	—	—	—	—	—
102	392.5	Trailers		—	—	—	—	—	—	0.0000 %	—	—	—	—	—	—
103	393	Stores Equipment		—	—	—	—	—	—	0.0000 %	—	—	—	—	—	—
104	394	Tools, Shop & Garage		—	—	—	—	—	—	6.6667 %	—	—	—	—	—	—
105	394.1	Tools		—	—	—	—	—	—	0.0000 %	—	—	—	—	—	—
106	394.1	Tools - OPC		—	—	—	—	—	—	0.0000 %	—	—	—	—	—	—
107	395	CNG Equipment - Laboratory		—	—	—	—	—	—	0.0000 %	—	—	—	—	—	—
108	396	Major Work Equipment		—	—	—	—	—	—	0.0000 %	—	—	—	—	—	—
109	396.1	Power Op Equip Rubber Tire		—	—	—	—	—	—	0.0000 %	—	—	—	—	—	—
110	397	Communication Equipment		—	—	—	—	—	—	5.0000 %	—	—	—	—	—	—
111	398	Miscellaneous General Plant		—	—	—	—	—	—	0.0000 %	—	—	—	—	—	—
112		Subtotal		\$(9,843,371)	\$—	\$(9,843,371)	\$(2,916,591)	\$—	\$(2,916,591)		\$(570,184)	\$—	\$(2,916,591)		\$(1,362,859)	\$(266,434)
113																
114		TOTAL		\$(9,843,371)	\$—	\$(9,843,371)	\$(2,916,591)	\$—	\$(2,916,591)		\$(570,184)	\$—	\$(2,916,591)		\$(1,362,859)	\$(266,434)
115		Rate Base Adjustments		—	—	—	—	—	—		—	—	—	46.7278%	—	—
116		Adjusted Total		\$(9,843,371)	\$—	\$(9,843,371)	\$(2,916,591)	\$—	\$(2,916,591)		\$(570,184)	\$—	\$(2,916,591)		\$(1,362,859)	\$(266,434)

(1)

(1) The company's asset management system does not track accumulated depreciation on a single workorder basis. For the total accumulated depreciation, please see tab IRA-11a, 11b.

Texas Gas Service Company, a Division of ONE Gas, Inc. - Central-Gulf Service Area
Interim Rate Adjustment Application
12 Month Period Ending December 31, 2024
Calculation of Federal Income Tax

Line No.	Description	Prior Year 2023		Current Year 2024		
(a)	(b)	(c)	(d)	(e)	(g)	(h)
10	Return on Investment					
11		Invested Capital	\$885,170,534		\$1,002,889,253	
12		Rate of Return	<u>7.5537%</u>		<u>7.5537%</u>	
13		Return on Investment		\$66,863,109		\$75,755,225
14						
15	Interest Expense					
16		Invested Capital	\$885,170,534		\$1,002,889,253	
17		Weighted Cost of Debt	<u>1.7744%</u>		<u>1.7744%</u>	
18		Interest Expense		<u>\$15,706,802</u>		<u>\$17,795,648</u>
19						
20	After Tax Income			<u>\$51,156,307</u>		<u>\$57,959,577</u>
21						
22	Gross-up Factor		=1+(E26/(1-E26))	1.265822785	=1+(H26/(1-H26))	1.265822785
23						
24	Before Tax Return			<u>\$64,754,818</u>		<u>\$73,366,554</u>
25						
26	Federal Income Tax Rate			21.0%		21.0%
27						
28	Federal Income Tax			<u>\$13,598,512</u>		<u>\$15,406,976</u>
29						
30	Change in Federal Income Tax					<u><u>\$1,808,464</u></u>

Texas Gas Service Company, a Division of ONE Gas, Inc. - Central-Gulf Service Area
Interim Rate Adjustment Application
12 Month Period Ending December 31, 2024
Ad Valorem and Revenue-related Tax

Line No.	Description	Beginning Tax (1)	Change	Current Tax	Notes:
(a)	(b)	(c)	(d)	(e)	(f)
10	Non Revenue - Related				
11					
12	Ad Valorem Tax	\$6,979,047	\$958,506	\$7,937,553	
13					
14	Revenue - Related				
15					
16	State Gross Receipts - Tax				
17	Local Gross Receipts - Tax				
18	Railroad Commission - Gas Utility Tax				
19					
20	Total Revenue Related Taxes	<u>\$—</u>	<u>\$—</u>	<u>\$—</u>	
21					
22					
23	TOTAL TAXES OTHER THAN INCOME	<u>\$6,979,047</u>	<u>\$958,506</u>	<u>\$7,937,553</u>	
24					
25					
26	<u>Ad Valorem Tax Change:</u>				
27	Gross Plant at 12/31/2024		977,853,114		1
28	Ad Valorem Tax Rate		0.8117%		2
29	Ad Valorem Tax at 12/31/2024		7,937,553		
30	Ad Valorem Tax per Case No. 17471		6,979,047		
31	Change		<u>\$958,506</u>		
32					
33	Note 1: TGS used the adjusted net plant amount instead of Gross Plant.				
34	Note 2: TGS used the current effective rate instead of the effective rate from the last rate case (GUD No. 17471).				

Texas Gas Service Company, a Division of ONE Gas, Inc. - Central-Gulf Service Area
Interim Rate Adjustment Application
12 Month Period Ending December 31, 2024
Footnotes

IRA Schedule	Reference	Comments
(a)	(b)	(c)
1	Line 17	TGS is showing the ad valorem tax rate based on this rate filing and has used this rate to calculate the current ad valorem tax.
4	Line 120	Average bill usage per GUD No. 17471.
4	Line 121	Average monthly bill calculated using average Mcf gas costs of: \$4.98
6	Line 119	Column E, includes Rule 8.209 projects in the amount of: \$1,848,673
7	Line 119	Column E, includes Rule 8.209 projects in the amount of: \$2,242,418
8	Line 119	Column E, includes Rule 8.209 projects in the amount of: \$393,746
12	Line 6396	Blanket orders do not have In-service dates.
12	Line 6397	Adjustments were made to remove meal activity over \$25 threshold and hotel activity over \$175 threshold.
13	Line 425	Blanket orders do not have In-service dates
16 & 17	Column H	Accumulated Depreciation for Direct Plant can be found on IRA 5, IRA 7 & IRA 8
18a & 19a	Column J	The company's asset management system does not track accumulated depreciation on a single workorder basis. For the total accumulated depreciation, please see tab IRA-11a, 11b.
18b & 19b	Column M	The company's asset management system does not track accumulated depreciation on a single workorder basis. For the total accumulated depreciation, please see tab IRA-11a, 11b.
21	Line 16, 17, 18	Revenue related taxes are collected separately on the Customer's bill and are not part of the Company's revenue requirement.
21	Line 33	TGS used the adjusted net plant amount instead of Gross Plant.
21	Line 34	TGS used the current effective rate instead of the effective rate from the last rate case (GUD No. 17471).

Texas Gas Service Company, a Division of ONE Gas, Inc. - Central-Gulf Service Area
Interim Rate Adjustment Application
12 Month Period Ending December 31, 2024

Signature Page

I certify that I am the responsible official of Texas Gas Service Company, a Division of ONE Gas, Inc. - Central-Gulf Service Area; that I have examined the foregoing report; that to the best of my knowledge, information, and belief, all statements of fact contained in the said report are true and the said report is a correct statement of the business and affairs of the above-named respondent above-named respondent in respect to each and every matter set forth therein during the 12 Month Period Ending December 31, 2024

I understand that until the issuance of a final order or decision by a regulatory authority in a rate case that is filed after the implementation of a rate schedule under this section, all amounts collected under the rate schedules before the filing of the rate case are subject to refund.

2/4/25
Date


Signature

Marie Michels

Title: Rates and Regulatory Manager

Address: 1301 S. MoPac Expressway Ste. 400
Austin, TX 78746

Phone: 512-370-8264

Email address: Marie.Michels@onegas.com

Alternative contact regarding this report:

Name: Judy J. Hitchye

Title: Managing Attorney

Address: 1301 S. MoPac Expressway Ste. 400
Austin, Texas 78746

Phone: 512-370-8229


Email address: Judy.Hitchye@onegas.com

AFFIDAVIT

STATE OF TEXAS §
 §
COUNTY OF TRAVIS §


BEFORE ME, the undersigned authority, on this day personally appeared Marie Michels, who being by me duly sworn, deposed as follows:

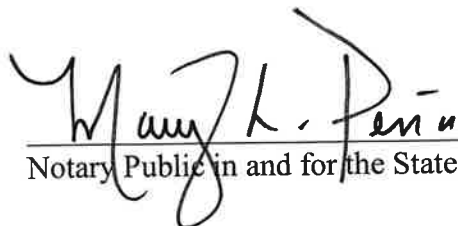
1. My name is Marie Michels. I am over twenty-one (21) years of age, of sound mind, capable of making this affidavit, and have personal knowledge of the facts herein stated, and I hereby swear and affirm that those facts are true and correct.
2. I am employed as a Manager of Rates and Regulatory for Texas Gas Service Company, a Division of ONE Gas, Inc. (“TGS” or the “Company”).
3. I have reviewed the schedules filed by the Company in this docket. These schedules are accurate summaries of the books and records of TGS for the period beginning January 1, 2024 and ending December 31, 2024.



Marie Michels

SUBSCRIBED AND SWORN to before me on the 4th day of February 2025.





Notary Public in and for the State of Texas

AFFIDAVIT

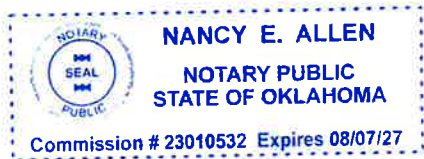
STATE OF OKLAHOMA §
§
COUNTY OF OKLAHOMA §

BEFORE ME, the undersigned authority, on this day personally appeared Rampriya Ramkumar, who being by me duly sworn, deposed as follows:

1. My name is Rampriya Ramkumar. I am over twenty-one (21) years of age, of sound mind, capable of making this affidavit, and have personal knowledge of the facts herein stated, and I hereby swear and affirm that those facts are true and correct.
2. I am employed as the Director of Accounting for ONE Gas, Inc.
3. Texas Gas Service Company, a Division of ONE Gas, Inc. ("TGS" or the "Company"), keeps its books and records in accordance with the rules of the Railroad Commission of Texas and the Uniform System of Accounts established by the Federal Energy Regulatory Commission for gas utilities. Other business records of TGS are maintained in a manner consistent with normal business practices.

Rampriya
Rampriya Ramkumar

SUBSCRIBED AND SWORN to before me on the 4th day of February 2025.



Nancy E. Allen
Notary Public in and for the State of Oklahoma

**TEST YEAR 2024 CGSA
INCORPORATED GRIP
EARNINGS MONITORING
REPORT**



Annual Earnings Monitoring Report

OF

TEXAS GAS SERVICE COMPANY, A DIVISION OF ONE GAS INC. - CENTRAL-GULF SERVICE AREA

TO THE

RAILROAD COMMISSION OF TEXAS

FOR THE

Twelve Month Period Ending December 31, 2024

Check one:

This is an original submission [X]

This is a revised submission []

Date of submission: February 11, 2025

**TEXAS GAS SERVICE COMPANY, A DIVISION OF ONE GAS, INC - CENTRAL-GULF SERVICE AREA
INTERIM RATE ADJUSTMENT - TWELVE MONTHS ENDED DECEMBER 31, 2024**

ANNUAL EARNINGS MONITORING REPORT

Line No.	Description	At Rates At 12/31/2023			At Rates At 12/31/2024			
		Total	Reference	Adjustment Amount	Total	Reference	Increase/Decrease Amount	Total
	(a)	(b)	(c)	(d)	(e)	(f)	(g)	(h)
11	Total Operating Revenues	\$243,232,019		\$(63,289,948)	\$179,942,071		\$57,277,305	\$237,219,376
12								
13	Operating Expenses:							
14								
15	Gas Cost - Commodity Costs	\$93,904,159		\$(93,904,159)	\$—		\$71,526,562	\$71,526,562
16	Operation and Maintenance Expense	68,900,305		(3,409,135)	65,491,170		4,374,682	69,865,852
17	Depreciation and Amortization Expense	28,535,214		6,290,413	34,825,627		(3,557,319)	31,268,308
18	Interest on Customer Deposits	92,616		228,821	321,437		37,682	359,119
19	Interest on Customer Advances	—		—	—		—	—
20	Taxes Other Than Income Taxes	<u>8,723,616</u>		<u>1,376,627</u>	<u>10,100,243</u>		<u>(2,609,200)</u>	<u>7,491,043</u>
21								
22	Total Operating Expense Before							
23	Federal Income Taxes	\$200,155,910		\$(89,417,432)	\$110,738,477		\$69,772,408	\$180,510,885
24								
25	Total Operating Income Before							
26	Federal Income Taxes	43,076,110		26,127,484	69,203,594		(12,495,103)	56,708,491
27								
28	Federal Income Taxes	<u>\$(12,822,976)</u>		<u>\$344,348</u>	<u>\$(12,478,628)</u>		<u>\$(1,766,691)</u>	<u>\$(14,245,319)</u>
29								
30	Return on Rate Base	<u>\$30,253,134</u>		<u>\$26,471,832</u>	<u>\$56,724,966</u>		<u>\$(14,261,793)</u>	<u>\$42,463,172</u>
31								
32								
33	Rate Base	\$833,024,921		\$(22,415,920)	\$810,609,001		\$116,664,251	\$927,273,251
34	Percent Return on Rate Base	3.63%			6.9978%			4.5794 %
35								
36								
37								
38	Notes							
39	1. Column (g) is the adjustment needed to arrive at the 2024 amounts shown in Column (h)							

Signature Page

**Texas Gas Service Company, a Division of ONE Gas, Inc. - Central-Gulf Service Area
Railroad Commission of Texas-Interim Cost Recovery and Rate Adjustment Report**

I certify that I am the responsible official of Texas Gas Service Company, a Division of ONE Gas, Inc.; that I have examined the foregoing report; that to the best of my knowledge, information, and belief, all statements of fact contained in the said report are true and the said report is a correct statement of the business and affairs of the above-named respondent in respect to each and every matter set forth therein during the period from January 1, 2024 to December 31, 2024 inclusive.

I understand until the issuance of a final order or decision by a regulatory authority in a rate case that is filed after the implementation of a tariff or rate schedule under this section, all amounts collected under the tariff or rate schedule before the filing of the rate case are subject to refund.

2/4/25
Date



Signature

Name: Marie Michels
Title Rates and Regulatory Manager
Address: 1301 S. MoPac Expressway Ste. 400
Austin, TX 78746
Phone: (512) 370- 8264
Email address: marie.michels@onegas.com

Alternative contact regarding this report:

Name: Judy J. Hitchye
Title: Managing Attorney
Address: 1301 S. MoPac Expressway Ste. 400
Austin, TX 78746
Phone: (512)-370-8229
Email address: judy.hitchye@onegas.com